



General Rules and Regulations

Breeding Rules and Regulations

Valid as of April 1, 2017

This document has been elaborated with reasonable care. The FEIF Board and the committee members do not, however, accept responsibility for printing errors and/or other imperfections resulting from the re-structuring of the rule books.





FEIF General Rules and Regulations

Valid as of April 1, 2017

Contents

Introduction	1
GENERAL REGULATIONS	5
G1. Code of Ethics and Code of Conduct (FEI)	6
G1.1. Introductory remarks	6
G1.2. Ethics statement	6
G1.3. Code of Conduct: Welfare of the horse	7
G1.3.1. General Welfare:	7
G1.3.2. Fitness to compete.....	8
G1.4. Veterinary Rules	8
G1.5. Fair Play and Equestrian Sport	9
G2. Riders, Judges and Officials	11
G2.1. Riders	11
G2.1.1. General	11
G2.1.2. Punctuality	11
G2.1.3. Liability	11
G2.1.4. Eligibility of riders.....	11
G2.1.5. Helmets.....	12
G2.1.6. About riders in sport events.....	12
G2.1.7. About riders and handlers at breeding shows	12
G2.2. Judges	12
G2.2.1. Sport judges.....	12
G2.2.2. Breeding judges	13
G2.3. Officials	14
G2.3.1. Ring stewards Sport.....	14
G2.3.2. Ring master Sport.....	14
G2.3.3. Speaker.....	14
G3. The Icelandic horse	15
G3.1. Description of the Icelandic horse breed	15
G3.2. Description of the Gaits	16
G3.2.1. Walk.....	16
G3.2.2. Trot.....	18
G3.2.3. Canter	19
G3.2.4. Tölt	21
G3.2.5. Pace	23
G3.3. Certification of origin	24



G3.4.	Official and international Database: WorldFengur FEIF/BÍ	25
G3.4.1.	Nature and purpose of WorldFengur Rules	25
G3.4.2.	International co-operation	25
G3.4.3.	Entries in the register	25
G3.5.	Registration and identification of the horse	27
G3.5.1.	FEIF International Identification Number (FEIF ID)	27
G3.5.2.	Certificate of Origin / Horse Passport	28
G3.5.3.	Foals	29
G3.5.4.	FEIF guidelines for embryo transfer	29
G3.5.5.	Imported horses	29
G3.5.6.	The naming of Icelandic horses in WorldFengur	29
G3.6.	The FEIF WorldFengur registration group	30
G3.6.1.	Terms of reference.....	30
G3.6.2.	Specific Duties	30
G4.	Anti-Doping Procedures	31
G4.1.	Definition of Doping	32
G4.2.	EAD Rule Violations	32
G4.2.1.	The presence of a Banned Substance and/or its Metabolites or Markers in a Horse's Sample	32
G4.2.2.	Use or Attempted Use of a Banned Substance or a Banned Method	33
G4.3.	Proof of EAD Rule Violations.....	33
G4.3.1.	Burdens and Standards of Proof	33
G4.3.2.	Methods of establishing facts and presumption.....	34
G4.4.	The Equine Prohibited Substances List	34
G4.4.1.	Incorporation of the Equine Prohibited Substances List	34
G4.4.2.	Review and Publication of Banned Substances and Banned Methods Identified on the List	35
G4.4.3.	Substances and Methods included on the List	35
G4.5.	Testing	35
G4.5.1.	Authority to Test	35
G4.5.2.	Responsibility for FEIF testing	35
G4.5.3.	Testing Standards.....	35
G4.5.4.	Selection of Horses to be tested	36
G4.6.	Analysis of Samples	36
G4.6.1.	Use of Approved Laboratories	36
G4.6.2.	Purpose of Collection and Analysis of Samples	36
G4.6.3.	Research on Samples	36
G4.6.4.	Standards for Sample Analysis and Reporting	36



G4.6.5.	Retesting Samples.....	37
G4.7.	Results Management.....	37
G4.7.1.	Results Management for Tests arising out of FEIF Testing or other EAD Rule violations	37
G4.7.2.	Review of Atypical Findings	38
G4.7.3.	Review of Other EAD Rule Violations	39
G4.7.4.	Provisional Suspensions.....	39
G4.7.5.	Retirement from Sport	41
G4.8.	Right to a Fair Hearing	41
G4.8.1.	Hearings before the FEIF Disciplinary Board	41
G4.8.2.	Principles for a Fair Hearing	42
G4.8.3.	Waiver of Hearing	42
G4.9.	Automatic Disqualification of Individual Results	42
G4.10.	Sanctions	42
G4.10.1.	Disqualification of Results in the Event during which an EAD Rule Violation Occurs.....	42
G4.10.2.	Ineligibility and Fine for Presence, Use or Attempted Use or Possession of Banned Substances and Banned Methods.....	43
G4.10.3.	Ineligibility for Other Rule Violations	43
G4.10.4.	Elimination or Reduction of Period of Ineligibility Based on Exceptional Circumstances	44
G4.10.5.	Aggravating Circumstances Which May Increase the Period of Ineligibility.....	45
G4.10.6.	Multiple Violations.....	46
G4.10.7.	Disqualification of Results in Competitions Subsequent to Sample Collection or Commission of an EAD Rule Violation	47
G4.10.8.	Commencement of Ineligibility Period.....	47
G4.10.9.	Status During Ineligibility.....	48
G4.11.	Consequences to Teams	49
G4.12.	Appeals	49
G4.12.1.	Decisions Subject to Appeal.....	49
G4.12.2.	Appeals from Decisions Regarding EAD Rule Violations, Consequences, and Provisional Suspensions	49
G4.12.3.	Time for Filing Appeals	50
G4.13.	Application, Reporting and Recognition	50
G4.13.1.	Application of FEIF EAD Rules	50
G4.13.2.	Statistical Reporting	51
G4.13.3.	Public Disclosure	51
G4.13.4.	Recognition of Decisions by National Member Associations	51
G4.14.	Statute of Limitations	51
G4.15.	Amendment and Interpretation of EAD Rules.....	52



G5.	Events	53
G5.1.	FEIF organised events – general explanation	53
G5.2.	World Championships.....	53
G5.3.	Other Icelandic horse events	53
G5.3.1.	Mid European Championships.....	53
G5.3.2.	Nordic Championships	54
G5.3.3.	WorldRanking event.....	54
G5.3.4.	FEIF breeding show	54
G6.	World Championships - Approved Information	55
G6.1.	Guidelines for organisers.....	55
G6.1.1.	General	55
G6.1.2.	Allocation of responsibilities	56
G6.1.3.	Service	56
G6.1.4.	Finances.....	56
G6.1.5.	Information.....	57
G6.1.6.	Sport competitions and breeding shows.....	57
G6.1.7.	Secretariat	58
G6.1.8.	Service for officials.....	59
G6.1.9.	Horses	59
G6.1.10.	Riders	59
G6.1.11.	Ceremonies	60
G6.1.12.	Social arrangements	60
G6.1.13.	Prizes.....	60
G6.1.14.	Presentation of prizes.....	61
G6.1.15.	Public	61
G6.1.16.	Press	61
G6.1.17.	Advertisements.....	62
G6.1.18.	Miscellaneous	62



GENERAL RULES	63
G7. Eligibility of horses	64
G7.1. Appearance of the horse	64
G7.2. Handling and training of the horse:	64
G7.3. The age of a horse	64
G7.3.1. Participating horses in breeding shows	64
G7.3.2. Participating horses in sport events	65
G7.4. Doping	65
G8. Tack	66
G8.1. Saddles	66
G8.2. Bits and bridles	66
G8.2.1. Equipment in Breeding	66
G8.2.2. Permitted bits and bridles in Sport.....	66
G8.2.3. Prohibited bits and bridles	66
G8.3. Shoeing	67
G8.3.1. Shoeing of Breeding Horses.....	67
G8.3.2. Shoeing of Sport Horses.....	67
G8.4. Additional equipment	69
G8.4.1. The whip.....	69
G8.5. Protective equipment	69
G8.5.1. Breeding shows	69
G8.5.2. Sport competitions	69
G9. Tracks	71
G9.1. Breeding - Tracks and facilities	71
G9.1.1. Tracks for conformation judgements	71
G9.1.2. Tracks for judgement of gaits/ridden abilities:	71
G9.2. Sport - Tracks	71
G9.2.1. Oval track tests and details on tracks	71
G9.2.2. Pace track tests and details on tracks.....	72
G9.2.3. World Championship Tracks	72
G10. Objections and Arbitration Rules	73
G10.1. General Principles	73
G10.2. Arbitration committees	73
G10.2.1. breeding shows	73
G10.2.2. sport events	73
G10.2.3. World Championships	74



G10.3.	Rules of procedure for Arbitration Committees or disciplinary bodies of first instance.....	74
G10.3.1.	Objections at an Event	75
G10.4.	Appeals to the Arbitration Council.....	75
G10.5.	Appeals at national level	75
G10.6.	Guidelines for conflicts of interest - Breeding	76
G10.6.1.	Conflict of interest during breeding shows	76
G10.6.2.	Disciplinary measures and objections at breeding shows	76
G10.7.	Disqualifications and Disciplinary measures Sport	78
G10.7.1.	Scope.....	78
G10.7.2.	Register.....	78
G10.7.3.	Measures.....	78
G10.7.4.	Disqualifications and Disciplinary measures	78
G11.	Addendum 1: Codex for World Championship Judges.....	80



Introduction

The Icelandic horse offers a challenging riding experience for adults and children, and requires the highest standards of horsemanship in riding the five gaits; walk, trot, canter, tölt and flying pace (skeið) in nature, at competitions and in breeding shows. The aspiration to promote the Icelandic horse to its full potential is at the heart of FEIF's vision and mission.

VISION

FEIF is bringing people together in their passion for the Icelandic horse.

MISSION

We want to connect Icelandic horse culture, riding, lifestyle, enjoyment and passion.

We want to focus on horse welfare.

We want to provide pro-active service and knowledge.

We want to continuously improve and unify standards.

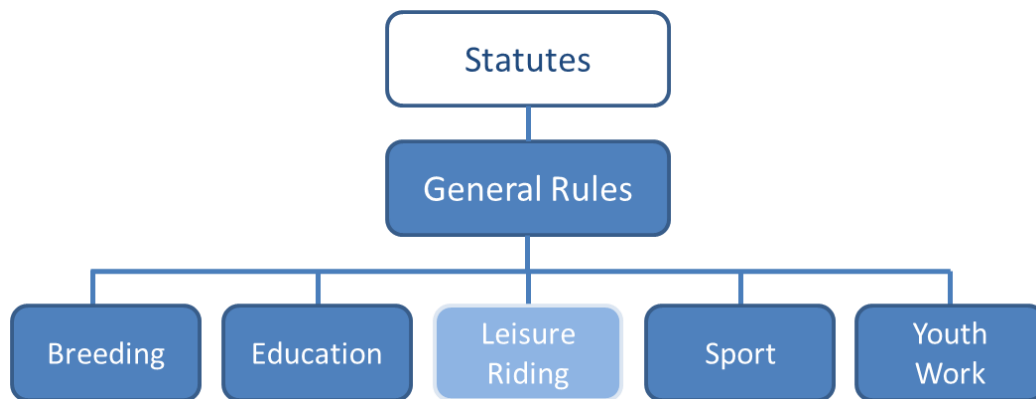
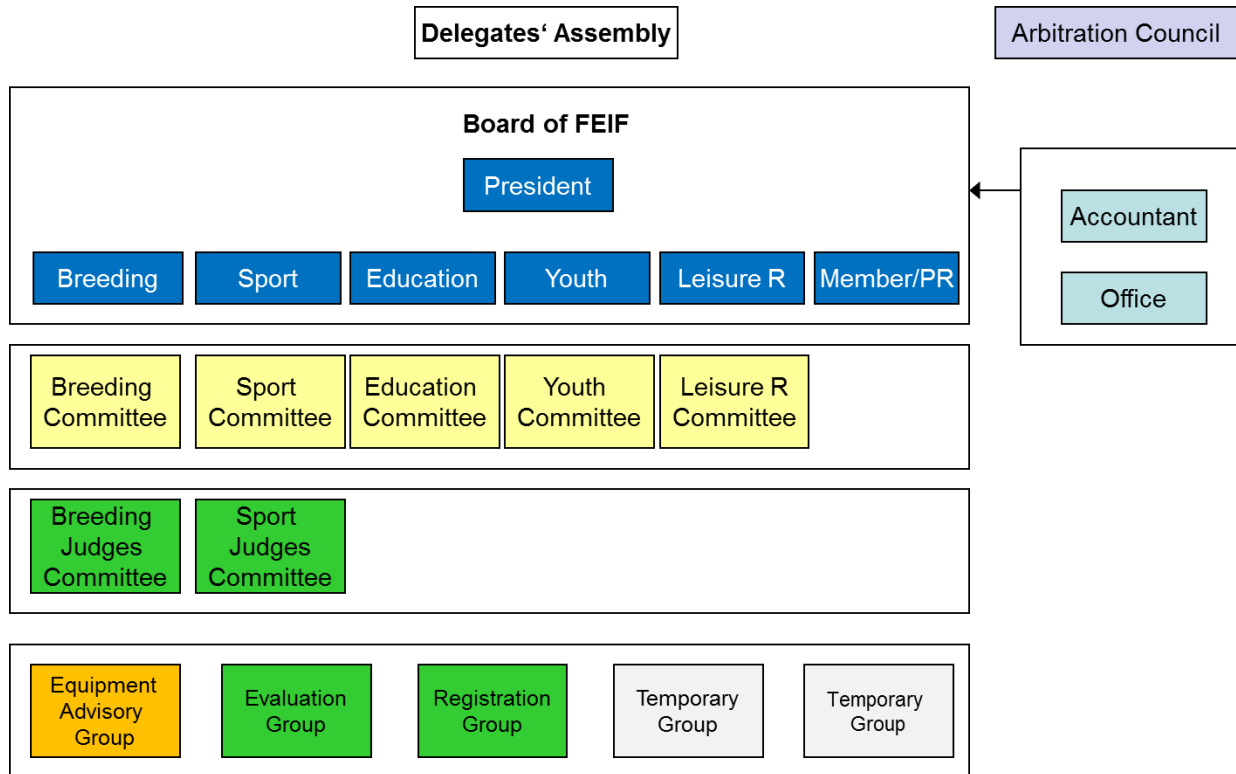
We want to promote the pure-bred Icelandic horse throughout the world.

We want to improve recognition of the Icelandic horse.



FEIF

The following diagrams explain the overall structure of FEIF and the standard documents on rules and regulations. Details on elections and decision powers can be found in the FEIF Statutes.



March 2016



1) Statutes

FEIF is the international federation of Icelandic horse associations founded on May 25th, 1969. The official language of FEIF is English.

2) Regulations and Rules

- This document contains the complete set of the FEIF Regulations and Rules valid for all departments and the current version is always published on www.feif.org.
- Any changes to the Regulations are subject to approval by the FEIF Board.
- Any changes to the Rules are subject to approval by the annual FEIF Delegates' Assembly.
- Rules are valid from the 1st of April to the 31st of March of any given year.
- All Rules and Regulations apply in all member countries of FEIF and supersede national rules.
- Specific rules governing sport and breeding are found in the chapters: 'sport rules' and 'breeding rules'. Further regulations on education, youth work (and leisure riding) are found in the respective sections

3) Breeding Rules

The Breeding Rules focus on all matters regarding breeding, including defining the breeding goals and evaluation of horses in breeding shows.

4) Sport Rules

The Sport Rules focus on all sport competitions involving the Icelandic horse.

5) Education

Education promotes the highest level of horsemanship for all Icelandic horse riders, handlers and judges. The Trainer and Instructor Matrix sets common standards for riding instructors, young horse and advanced horse trainers across all FEIF member countries

6) Youth Work

Youth work is central to the work of FEIF, and the Youth Committee oversees a number of international events that are organised nationally on behalf of FEIF.

7) Leisure Riding

Leisure Riding supports national work on maintaining access to ride in nature by sharing experience, ideas and concepts on events for leisure riders. In this context Leisure Riding interacts with other organizations within the equine sector. Leisure Riding focuses on describing the ideal characteristics of a good Icelandic leisure horse



Addenda

- Addenda/appendices are under the control of the relevant committees and the FEIF Board, and can be changed by approval of the board, without having to go through the Delegates' Assembly.

Procedure for Rule Changes by the FEIF Departments (Breeding, Education, Leisure, Sport and Youth Work)

Many of the rules and regulations of FEIF are related to the established FEIF departments. These departments work in an advisory capacity to the Delegate's Assembly except where the rules give specific authority. In order for a rule change to be made the following must happen:

1. A change is proposed.
Any of the FEIF departments, member associations, committees or the Board of FEIF may propose a change to the rules. This proposal may be made at any time but is ideally made before the deadline for the final departmental agendas at the annual FEIF Conference are distributed.
2. The proposal is scheduled in the department meeting(s).
The relevant FEIF Directors schedule a discussion of the proposals in their departments. If a proposal is known at the time of the committee meetings in the Fall, the proposal is added to the committee meeting agenda so the committee's recommendations can be added to the discussion. If the proposal is presented after the committee meetings is it scheduled for the department meeting(s) at the FEIF Conference.
3. Recommendation to the Delegates' Assembly
Once the proposal is published in the department meeting agenda, all member associations have a chance to review the topic and form an opinion. During the department meetings the representatives share their national opinions and vote on the proposal. There is no restriction on the outcome of this vote. However, the three most common outcomes are:
 1. The proposal is recommended to the next Delegates' Assembly (which is held one year later).
 2. The proposal is sent to the committees for further work and expected to return to the next department meeting the following year.
 3. The proposal is rejected.
4. Delegates' Assembly
Once a proposal is approved at the department meetings it is sent to the next annual Delegates' Assembly. This means the proposal is again published this time in the DA agenda not the department agendas. The Delegates act on the proposal with the same basic options as are available to the department. The only essential difference is the Delegates' Assembly may not modify the proposal directly. The Assembly can make suggestions for modification but the modified text must be resubmitted to the next Assembly for action.



GENERAL REGULATIONS



G1. Code of Ethics and Code of Conduct (FEI)

G1.1. Introductory remarks

All persons and corporate bodies (e.g. riders, judges, organisers, other officials, and associations) involved in Icelandic horse competitions and other Icelandic horse events are committed to fair, comradely and sportsmanlike behaviour to one another, and correct behaviour as a rider towards the horse. It is to be taken for granted, that the internationally established principles for the prevention of cruelty to animals are respected and adhered to unreservedly at all times.

G1.2. Ethics statement

FEIF brings people together in their passion of the Icelandic horse. In the process of doing so FEIF stresses the following principles, which have been adapted from the FEI values.

Respect for the horse

FEIF and its member associations put the welfare of the horse first in everything they do. Horse welfare receives focus through education, health and equipment checks at competitions and breeding shows, research on topics such as ideal hoof length, strict doping Rules and the FEIF veterinary committee, which provides advice on the welfare of our horses.

Equality

Equestrianism is one of the few sports where men and women compete on equal terms. There is no maximum age limit for competing athletes.

Fair Play

At all levels, only the best horse-rider combination should win fairly, having competed under even and equitable conditions and under Rules that are themselves fair, realistic, and applied with scrupulous care and even-handedness. No result can be meaningful or valid if it has not been achieved on "a level playing field".

Cooperation with the horse

Equestrianism is the only sport that involves two athletes, equine and human. It is the successful partnership between these two elements; the relationship of confidence and respect that is built up between them, that makes the sport so exceptional.

Respect for the environment

The conservation of the environment is important to FEIF. We encourage all involved to follow the [FEIF Code of Conduct](#) towards the environment.



Principles translated into Codes of conduct

In order to turn these principles into practices we have outlined the behaviours we expect from FEIF officials, riders, participants, volunteers and spectators. Ethics are not dependent on a comprehensive set of Rules only, they come alive by the way we commit to our standards and act according to our principles. Beyond complying with a code of conduct, we ask each of us to be aware of these principles, to be aware of how difficult it can be to live up to them, and to support each other to make this our culture rather than a piece of paper.

All participants, riders, officials, trainers, instructors and others involved with our sport are expected to keep to the respective code of conduct. In some cases, they may be asked to sign a code of conduct to make their commitment clear. However, even without signing this, each person will be expected to have accepted the code of conduct by taking a certain position, or taking part in our events.

G1.3. Code of Conduct: Welfare of the horse

This code of conduct is based upon the Codes of Conduct of the *Fédération Equestre Internationale* (FEI). In case of changes always the latest version of FEI applies.

The FEI requires all those involved in international equestrian sport to adhere to the FEI Code of Conduct¹ and to acknowledge and accept that at all times the welfare of the Horse must be paramount. Welfare of the horse must never be subordinated to competitive or commercial influences. The following points must be particularly adhered to:

G1.3.1. General Welfare:

a. Good Horse management

Stabling and feeding must be compatible with the best horse management practices. Clean and good quality hay, feed and water must always be available.

b. Training methods

Horses must only undergo training that matches their physical capabilities and level of maturity for their respective disciplines. They must not be subjected to methods which are abusive or cause fear.

c. Farriery and tack

Foot care and shoeing must be of a high standard. Tack must be designed and fitted to avoid the risk of pain or injury.

d. Transport

During transportation, horses must be fully protected against injuries and other health risks. Vehicles must be safe, well ventilated, maintained to a high standard, disinfected regularly and driven by competent personnel. Competent handlers must always be available to manage the horses.

e. Transit

All journeys must be planned carefully, and Horses allowed regular rest periods with access to food and water in line with current FEI guidelines.

¹ https://www.fei.org/system/files/Code_of_Conduct_Welfare_Horse_1Jan2013_0.pdf



G1.3.2. Fitness to compete

a. Fitness and competence

Participation in presentation must be restricted to fit horses and athletes of proven competence. Horses must be allowed suitable rest period between training and competitions; additional rest periods should be allowed following travelling.

b. Health status

No Horse deemed unfit to compete may compete or continue to compete, veterinary advice must be sought whenever there is any doubt.

c. Doping and Medication

Any action or intent of doping and illicit use of medication constitute a serious welfare issue and will not be tolerated. After any veterinary treatment, sufficient time must be allowed for full recovery before presentation.

d. Surgical procedures

Any surgical procedures that threaten a competing horse's welfare or the safety of other horses and/or Riders must not be allowed.

e. Pregnant/recently foaled mares

Mares must not be presented after their fourth month of pregnancy or with foal at foot.

f. Misuse of aids

Abuse of a horse using natural riding aids or artificial aids (e.g. whips, spurs, etc.) will not be tolerated.

g. Bleeding

As the welfare of the horse is paramount in all competition, the moment a judge sees/realizes that a horse is actively bleeding during a test the judge must show the red card (not the vet card) and eliminate the horse from the test.

G1.4. Veterinary Rules

At international events, i.e. all events open for national and international riders, an official veterinary surgeon, who is responsible for the good health and well-being of the Icelandic horses taking part, must be appointed.

The horses taking part in Icelandic horse events must be free from any infectious or contagious disease and must not come from infected stock. Proof that the vaccination requirements according to the Veterinary Rules of FEI have been adhered to must be provided on request.

If a horse appears to the majority of the judges or to the veterinary surgeon to be unfit to compete (lameness, lack of fitness, doping etc.), the chief judge or the official veterinary surgeon can order a veterinary examination to be carried out. The decision on whether the horse is fit to compete rests with the official veterinary surgeon. There is no right of appeal.



G1.5. Fair Play and Equestrian Sport²

Fair play and equestrian sport

The equestrian disciplines, in common with other sports, depend heavily for their credibility, public acceptance and ultimate survival upon their adherence to the sportsman's code of fair play. Behind this precept lies the premise that the best man, woman or team should win fairly and squarely, having competed under even and equitable conditions and under Rules that are themselves fair, realistic, and applied with scrupulous competence and even-handedness. No result can be meaningful or valid if it has not been achieved "on a level playing field."

Translating the abstract ideals of fair play into practice requires the collaboration of all those who participate in any way in the competition, i.e., not only the competitors, officials, organisers and federations, but also even the owners, trainers, spectators and media. Each of these groups has an important role to play in enhancing both the image and the reality of equestrian sport, by respecting the spirit of fair play as embodied in the Rules and by insisting that the best interests of the sport and the welfare of the horse are placed above all else. Some additional considerations that especially concern particular groups are noted below:

Responsibilities of competitors, coaches and trainers

The competitors themselves play a highly critical role in promoting and safeguarding fair play in their sport. For whatever the responsibilities or actions of others, in the end it is the competitors who can most directly influence whether or not the play is fair by understanding all the Rules that govern their discipline, and by faithfully observing them even when nobody is watching.

High profile competitors must recognise how influential their example can be for others, and accept their responsibilities as role models. This applies to their actions both on and off the horse, and in the warm-up area as well as the competitive arena.

Coaches and trainers can also help to promote fair play by setting a good example and by discouraging disrespect for the Rules or acts of discourtesy by competitors under their supervision. Older advisers clearly exert as important an influence by their example as by their instruction.

Responsibilities of governing bodies

The governing bodies of equestrian sport not only formulate the Rules, but also qualify and license the officials, approve the dates and programmes of the major competitions, and often act as the final level of judicial authority. They must make every effort to ensure that their Rules are fair, based firmly on reality and applied accurately and consistently by officials of demonstrated competence and impartiality. They must also do everything they can to enhance and promote the quality of the disciplines and their attractiveness for spectators and competitors alike through a proactive use of their executive powers. Finally, they must recognise that neglect or disregard of the ideals of fair play reflects both on the sport and on the organisations responsible for its conduct.

² http://www.feicleansport.org/fair_play.html



Responsibilities of judges, stewards, veterinarians and all other officials

Officials exercise exceptional authority, which in turn requires them to assume exceptional responsibilities. Their overall effectiveness, no matter what their particular duties, depends not only on their technical competence and intimate knowledge of the Rules, but also on their maturity of judgment, self-control, flexibility and basic fairness and integrity. Beyond this, all officials must be scrupulously careful to guard against any appearance or actuality of conflict of interest. In all questionable cases it is always wiser to acknowledge a possible source of a conflict of interest and stand aside rather than permit suspicions to gain strength.

Responsibilities of journalists and other media

The media have their own standards of journalistic integrity, but have to work within the constraints imposed by editors, publishers and producers. Even so, they can make an important contribution to the public's appreciation of fair play through their reportage and commentary, and especially, by placing the events and incidents they cover into a fair and balanced perspective, and resisting the temptation to oversimplify or over-dramatize a story.

Responsibilities of spectators

Spectators attend equestrian events for their own pleasure, and cannot be denied the right to express their own feelings. Nonetheless, basic fairness should dissuade them from attempting to influence the performances of the horses or the decisions of the judges. Audiences should carefully avoid acts that might upset the horses, such as untimely movement, applause or flash photography, especially in venues that bring them into close proximity to the competitors.

Though it is easy to more or less ignore the spectators and let them fend for themselves, it is important for them to be provided with programme material and commentaries that help them not only to understand what is going on, but also to appreciate the skill and sportsmanship of all the competitors, and to applaud even if their hero or favourite team is not winning. Every time the spectators are neglected, a precious opportunity to invest in the future of the sport has been lost, no matter how well everything else has been handled.



G2. Riders, Judges and Officials

G2.1. Riders

G2.1.1. General

A rider suspended in any one FEIF country for transgression of the Rules and ideals may not compete or show breeding horses in other FEIF countries until that suspension has been lifted. This is valid for sport and breeding, no matter in which the ban or warning was issued.

G2.1.2. Punctuality

A combination will be recorded as a “no show” if it fails to appear for its assessment after three calls within three minutes, providing the timetable has been kept to.

G2.1.3. Liability

Participation in all presentations is at the risk of the rider, holder or owner. Neither FEIF nor the organiser accepts any liability whatsoever.

G2.1.4. Eligibility of riders

In international competitions, riders should be members of an organisation affiliated to FEIF.

For any event with age limitation the January of the year of birth is valid for the age of the rider.

In international competitions where there are no special classes for young riders, riders aged 16 (i.e. who turn 16 in the given calendar year) or over may compete.

A rider can only represent one country in a specific year for the purposes of “international” competition. An “international” competition being one in which extra-national titles are awarded on in which national teams competed against one another. Examples of such events include the World Championships, the Nordic Championships, and the Mid-European Championships.

Any change of sport nationality must to be registered with FEIF before April 1 in a specific year using the form published on the FEIF website for this purpose.

Riders who are not listed by FEIF are assumed to have a sport nationality determined by their most recent participation in an international competition. This does not constitute a change of representation.

Upon the first change of representation, the change will be effective immediately. For further changes, a rider shall not have taken part in competitions for the country he previously represented in the two years prior to the first competition he wishes to compete in under his new representation. In special and exceptional circumstances, the Board of FEIF may grant exceptions for justifiable cases, with the agreement of the member associations concerned.

Riders who start in an international competition representing a nation other than that of their sport nationality will receive an immediate 6-month ban effective from date of the illegal start.



G2.1.5. Helmets

At all times when mounted at a breeding show and/or sport competitions riders must wear a riding helmet approved by the country hosting the event.

G2.1.6. About riders in sport events

The rider should prepare/ride the horse himself before the test. No one other than the horse and rider combinations may be present inside the collecting ring during the tests. Excepted from this is help with clothes and equipment before entering the track. The rider may not receive any outside assistance while competing.

The horse and rider combination must be the same in the preliminary and final rounds. However, if it is clearly set out in the invitation, the organiser may allow a rider to be substituted in the finals if he has qualified with more than one horse

- **Riders' dress/equipment**

At international sport competitions riders should wear a riding jacket or plain sports pullover or waistcoat, riding breeches with riding boots or jodhpurs with Jodhpur boots. In pace race and pace tests, riders should wear riding breeches with riding boots or jodhpurs with Jodhpur boots, but otherwise may be dressed casually. Spurs are forbidden. At all times when mounted at a breeding show and/or sport competitions riders must wear a riding helmet approved by the country hosting the event.

G2.1.7. About riders and handlers at breeding shows

The same rider should present the same horse during the entire assessment. However, a new rider may present the horse in the 2nd assessment. Riders should be sober and show courteous riding and they, as well as the owners/handlers of the horse, shall be fair and courteous towards the show and its staff. If not, the jury can reprimand the persons in question, or dismiss them from the show.

G2.2. Judges

In most cases judges start at national level, and their training, examining structure and licence system is regulated by national associations. The international level of all judges is regulated and licensed by FEIF

G2.2.1. Sport judges

Sport judges are officials adjudicating at sport tournaments. Sport judges ensure that Rules are being followed, that events are carried out in the fair spirit of good sportsmanship and that the welfare of the horse is kept paramount at all times.

The sport judge licenses have various degrees, the license as a FEIF International Sport Judge being the most advanced. The responsibility for basic education, training and certification of sport judges at lower level lies with individual FEIF member associations. The sole right to certificate FEIF Licensed International Sport Judges lies with FEIF.

To become a FEIF Licensed International Sport Judge a candidate must pass an examination held by FEIF. The FEIF director of sport is responsible for the examination, both the content of the procedure and the examination's execution. Candidates for the examination must fulfil the requirements of participation and be entered by a FEIF member association, hold a license as a sport judge at a national level and be at least 21 years of age.



Once passed the examination, the candidate will receive a license as FEIF International Sport Judge for the period of three years.

In order to renew the license for another period of three years a FEIF International Sport Judge must fulfil requirements set by the Board of FEIF. A FEIF International Sport Judge is not obliged to be a member of a FEIF member association nor to resident in a FEIF member country to maintain his license.

FEIF International Sport judges are represented within FEIF by the Sport Judges Committee that operates under the auspices of the FEIF Director of Sport.

G2.2.2. Breeding judges

G2.2.2.1. International breeding judge

A highly experienced breeding judge, who is approved by a FEIF member association of the nation state and has passed the qualifying FEIF test for international breeding judges. The judge possesses a licence issued by the FEIF Director of Breeding to judge Icelandic breeding horses at breeding shows.

G2.2.2.2. International breeding & riding judge

This judge is an international breeding judge with thorough experience of training horses and riding in shows/competitions at the highest level. Riding skills and knowledge of training/riding is suitable to evaluate the spirit of horses at breeding shows. The licence to act as a riding judge is issued by the FEIF Director of Breeding upon nomination from the breeding judges committee.



G2.3. Officials

G2.3.1. Ring stewards Sport

Ring Stewards support the judges in a practical sense. Ring Stewards operate under the responsibility of the Head Judge of a test or the Chief Judge of the event. A Ring Steward is preferably a judge.

At any event, a sufficient number of Ring Stewards should be available for:

- a. inspection of equipment and wounds
- b. inspections of training facilities and stabling areas

G2.3.2. Ring master Sport

Ring masters support the organiser and the speaker in a practical sense. Ring Masters operate under the responsibility of the tournament leader/organizer. At smaller events, the functions of Ring Stewards and Ring masters may be combined.

At any event, a sufficient number of Ring Stewards should be available for:

- a. helping the speaker to keep the time schedule and the starting order
- b. supplying the speaker with information about the rein in finals
- c. informing riders about the progress of the current test or breeding show

G2.3.3. Speaker

The speaker is instrumental in moving an event along at the desired pace and according to its schedule, providing audibly all information on the objectives and content of any given test and its participants (horses and riders). All competitors and officials have to be treated with fairness and respect; the speaker must also be familiar with applicable rules for the event as well as common standards and practices, thus building a coordinating and helpful bridge between participants, officials and the audience. The speaker is available at all times for radio contact with the chief judge and is assisted with up-to-the-minute input from the secretariat (starting order), IceTest operator (results and updates) and ring steward.



G3. The Icelandic horse

G3.1. Description of the Icelandic horse breed

Origin

The Icelandic horse breed originates from Iceland where it has been bred, without any known introduction of foreign genetic material, since the island was settled around the year 900 AD. Its closest relatives today are assumed to be the native horse breeds of Scandinavia and horse breeds of the British Isles. The Icelandic horse is pure-bred with all ancestors traceable to Iceland.

Size

The height of the Icelandic horse generally ranges from 125 to 145 cm when measured with a stick at the highest point of the withers. The average for mares is 136 cm and for stallions 138 cm. The fully mature Icelandic horse weighs around 300 kg to 400 kg.

Colours

Most known horse colours and markings can be seen. The most dominant colours are chestnut, black and bay but grey and tobiano are also quite commonly found. More than one hundred colour varieties may be found in the Icelandic horse breed.

Conformation

Conformation may vary considerably but a typical Icelandic horse is rectangular and compact in shape. Typical of the breed is a sloping croup, a long, thick mane and tail, and a thick, protective coat in winter.

Performance

The Icelandic horse is a riding horse. The horse is unique in its gaits and virtually all Icelandic horses have tölt in addition to walk, trot, and canter/gallop. Many horses have the additional gait of very fast (flying) pace. As a riding horse it is extraordinarily versatile - a capable, willing horse for pleasure riding, and for sport competitions, suitable for adults and children. The horse is tough, independent, yet sociable and easy to get on with, is self-assured and has good staying power.

Longevity

The horse matures slowly and is generally not fully grown until the age of six or seven. It has a long active life span (25-30 years is not unusual).

Health

The overall health of the Icelandic horse is very good. Fertility is high and both sexes can be fit for reproduction up to the age of 25 to 27 years.



G3.2. Description of the Gaits³

The gaits of the Icelandic horse are defined here. These are basic definitions describing the beat, footfall sequence and movements in each stride. Ideal movements pertaining to each gait will be described, as well as deviations from the correct beat. The different speeds at which the horse should be shown in all existing disciplines covered by the FEIF Rules are described as well.

G3.2.1. Walk

The walk is a symmetrical, four beat stepping gait with a lateral movement. Ideally it should have a regular rhythm with even time interval between ground contacts of each limb (that is, a forelimb lands about 1/4 of stride duration after the ipsilateral hind limb). The limb sequence is: left hind leg, left foreleg, right hind leg and right foreleg. It is a gait without suspension and has eight phases during the walk stride and the support phases alternate between bipedal and tripedal support.

Ideal movements in walk

In walk the horse should be supple and move energetically in an even four-beat with long strides, clearly resting in the steps. Head and neck move rhythmically up and down in balancing gestures and the horse's spinal column is springy and without tension. The horse is active in hind legs and back, body movements are obvious and the tail swings freely with each stride.

Faults in walk

A. Pacey walk

It is considered undesirable when the walk is pacey; when lateral limbs move forward almost simultaneously and the time interval between ground contacts of lateral legs is too short. Then the walk is said to have a lateral couplet, which is when the time interval between ground contacts of ipsilateral limbs is shorter than 1/4 of the stride duration.

B. Trotty walk

During walk it is also undesirable if the time interval between ground contacts of diagonal limbs is too short. In this case the walk has lost the purity of the four-beat and the walk is too close to trot. Then the walk is said to have a diagonal couplet, that is, when the time interval between ground contacts of lateral limbs is longer than 1/4.

C. Stiff walk

The rhythm is an even four-beat rhythm but the horse's body lacks suppleness. The back is inactive and stiff and the movements are not flowing through the body of the horse.

D. D. Rushed walk

It is a fault if the horse is not resting in each step and is rushing when walking.

³ The basic definitions are based on a study made by Gunnar Reynisson at the University of Hvanneyri. You can find the study *Definition of the Gaits* by Gunnar Reynisson at www.feif.org



The walk can be performed as follows:**A. Walk**

The rider should have the riding skills necessary to allow the horse to show a clear-beat and energetic walk. The horse moves forward in an open form with a relaxed topline.

B. Medium walk

A clear, regular and unconstrained walk of moderate lengthening. The horse, remaining "on the bit", walks energetically with a long neck and rounded, relaxed topline with even and determined steps, the hind feet touching the ground in front of the hoof prints of the fore feet. The rider maintains a light, soft and steady contact with the mouth, allowing the natural movement of the horse's head and neck.

C. Collected walk

The horse, remains "on the bit", moves resolutely forward, with its neck raised and arched and showing a clear self-carriage. The head approaches the vertical position and a light contact is maintained with the mouth. The hind legs are engaged with good hock action. The pace should remain marching and vigorous, the feet being placed in regular sequence. The steps cover less ground and are higher than at the medium walk, because all the joints bend more markedly. The collected walk is shorter than the medium walk, although showing greater activity.

D. Extended walk

The horse covers as much ground as possible, without haste and without losing the regularity of the steps. The hind feet are clearly overreaching. The rider allows the horse to stretch head and neck (forward and downward) without losing contact with the mouth and control of the poll. The nose must be clearly in front of the vertical.

E. Free walk

The free walk is a pace of relaxation in which the horse is allowed complete freedom to lower and stretch out his head and neck. The degree of ground cover and length of strides, with hind feet stepping clearly in front of the footprints of the front feet, are essential to the quality of the free walk.

F. Stretching on a long rein

This exercise gives a clear impression of 'throughness' of the horse and proves its balance, suppleness, obedience and relaxation. In order to execute the exercise "stretching on a long rein" correctly, the rider must lengthen the reins as the horse stretches gradually forward and downward. As the neck stretches forwards and downwards, the mouth should reach more or less to the horizontal line corresponding with the point of the shoulder. An elastic and consistent contact with the rider's hands must be maintained. The pace must maintain its rhythm, and the horse should remain light in the shoulders with the hind legs well engaged. During the retaking of the reins the horse must accept the contact without resistance in the mouth or poll.



G3.2.2. Trot

Trot is a symmetrical two-beat, diagonal gait with a moment of suspension. Trot includes four phases. The horse moves the left hind leg and the right front leg (the right diagonal pair) together and the right hind leg and left front leg (the left diagonal pair) together. The diagonal support phases are separated by swing phases.

Ideal movements in trot

In trot the horse should have an arched neck and a rounded, relaxed topline. The horse should go forward with suppleness, impulsion, in even rhythm and with obvious suspension. Trot should possess roomy strides and be a pure two-beat gait. The back is elastic and the movement runs through the horse's body.

Faults in trot

A. Four-beat trot

The most common fault with trot is a four-beat trot. The diagonal legs become dissociated. This can happen in two ways; the fore limb of the diagonal pair hits and leaves the ground before the hind limb. Then the hind limb of the diagonal pair can hit and leave the ground before the fore limb.

B. Loss of suspension in trot

The trot is also considered faulty when it has a pure beat but lacks a moment of suspension. In this case the horse maintains a pure two-beat rhythm, but hardly leaves the ground. This results in decreased swing phase and the horse becomes earthbound.

C. Lack of trunk movements in trot

It is a fault if trunk movements are lacking during trot. Then, action is lacking in the horse's back and the movement does not run through the horse's trunk like it should. The horse is a leg mover but not a body mover.

D. Irregular beat in trot

It is a fault if the trot has an irregular beat. The trot can be three-beat, i.e. one diagonal pair of limbs is dissociated but the other is not or, for instance, more or less mixed with canter. The movements of the left and right sides of the horse are not symmetrical and the trot does not show a pure two-beat.

Trot can be performed as described below.

A. Trot

The rider should have the riding skills necessary to allow the horse to show a clear beat and energetic trot. The horse moves forward in an open form with a relaxed the topline. A slack of the rein/loose rein is recognized as long as the rhythm of the trot is maintained.

B. Working trot (previously described as slow trot)

This is a pace between collected and the medium trot, in which a horse's training is not yet developed enough and ready for collected movements. The horse shows proper balance and, remaining "on the bit", goes forward with even, elastic steps and good hock action. The expression "good hock action" underlines the importance of an impulsion originating from the activity of the hindquarters.



C. Collected trot

The horse, remaining “on the bit”, moves forward with the neck raised and arched. The hocks, being well-engaged and flexed, must maintain an energetic impulsion, enabling the shoulders to move with greater mobility, thus demonstrating complete self carriage. Although the horse’s steps are shorter than in the other trots, elasticity and cadence are not lessened.

D. Medium trot

This is a pace of moderate lengthening compared to the extended trot, but “rounder” than the latter. Without hurrying, the horse goes energetically forward with clearly lengthened steps, with impulsion from the hindquarters, good back bearing and high movements. The rider allows the horse to carry the head a little more in front of the vertical than at the collected and the working trot, and to lower the head and neck slightly. The steps should be even, and the whole movement balanced and unconstrained.

E. Extended trot

The horse covers as much ground as possible. Without hurrying, the steps are lengthened to the utmost as a result of great impulsion from the hindquarters. The rider allows the horse to lengthen the frame and to gain ground whilst controlling the poll. The fore feet should touch the ground on the spot towards which they are pointing. The movement of the fore and hind legs should reach equally forward in the moment of extension. The whole movement should be well-balanced and the transition to collected trot should be smoothly executed by taking more weight on the hindquarters.

F. Fast trot

During fast trot the horse extends its topline more; head and neck become extended. At high speed in trot diagonal legs can become dissociated and the forelimb then hits the ground slightly before the diagonal hind limb. Trot at high speed is still considered a two-beat gait since the divergence from synchronous movements of diagonal legs is not noticeable.

G3.2.3. Canter

Canter is an asymmetrical, three-beat gait with suspension. Canter has six phases, the footfall sequence being in right lead canter: left hind - right hind: left front - right front leg - suspension. The horse lands first on the left hind leg; then it lands simultaneously on right hind and left front leg (diagonal legs hitting the ground simultaneously) and last on the right front leg. The horse ends the stride with a moment of suspension after it has landed on the right front leg. The footfall sequence in left lead canter is: right hind leg - left hind leg: right front leg - left front leg - suspension. During canter the support phases alternate between uni-, bi- and tripod support in a single stride.

Ideal movements in canter

A good canter has balance and light, supple movements. The horse should have an arched neck and rounded relaxed topline and engaged hindquarters. The movements of the front quarters are light and unconstrained. The horse has a clearly visible suspension and a pure three-beat rhythm.



Faults with canter

A. Four-beat canter

The canter is faulty if it is four-beat. Then there is a dissociation of the diagonal limb pair with ground contact of the hind leg in advance of the diagonal foreleg.

B. Pacey canter

The canter is faulty, when it has a four-beat rhythm and the front leg of the diagonal pair lands before the hind leg. This is called a pacey or lateral canter. When this is the case, the horse is on the forehand and the lateral legs; the left fore and hind legs and the right fore and hind legs move almost together in a lateral movement.

C. Lack of trunk movements in canter

It is a fault if trunk movements are lacking during canter or gallop. Then, action is lacking in the horse's back and the movement does not run through the horse's trunk. The horse is a leg mover but not a body mover. This can happen when the horse is not uphill; the hindquarters are higher than the front part of the horse and suspension is obvious in the hind. The movements of the horse are stiff and the horse is on the forehand.

D. Disunited canter

Disunited or cross canter occurs when the footfall sequence is different from correct canter. If this happens during competition or a breeding judgment, the horse will receive a low or no mark for canter, depending on the duration of the disunited canter. The horse mixes right and left canter. The horse may have disunited canter on the left or the right lead. In the case of a left lead disunited canter the horse lands first on the left hind leg, then on right hind leg and right front leg and then on left front leg. In the case of right lead cross-canter the horse lands first on the right hind leg, then on left hind leg and left front leg and then on right front leg.

Canter can be performed as described below:

A. Canter

The rider should have the riding skills necessary to allow the horse to show a clear beat and energetic canter. The horse moves forward in an open form with a relaxed topline. A slack of the rein/loose rein is recognized as long as the rhythm of the canter is maintained.

B. Working canter (formerly defined as slow canter)

This is a pace between the collected and the medium canter, in which a horse's training is not yet developed enough and ready for collected movements. The horse shows natural balance while remaining "on the bit", and goes forward with even, light and active strides and good hock action. The expression "good hock action" underlines the importance of an impulsion originating from the activity of the hindquarters.

C. Collected canter

The horse, remaining "on the bit", moves forward with the neck raised and arched. The hocks, being well-engaged, maintain an energetic impulsion, enabling the shoulders to move with greater mobility thus demonstrating self-carriage and an uphill tendency. The horse's strides are shorter than in the other canters, without losing elasticity and cadence.



D. Medium canter

This is a pace between the working and the extended canter. Without hurrying, the horse goes forward with a clear beat, clearly lengthened strides and impulsion from the hindquarters, good back bearing and high movements. The rider allows the horse to carry the head a little more in front of the vertical than in the collected and working canter, and at the same time allows the horse, to lower the head and neck slightly. The strides should be balanced and unconstrained.

E. Extended canter

The horse covers as much ground as possible. Without hurrying, the strides are lengthened to the utmost. The horse remains calm, light and straight as a result of great impulsion from the hindquarters. The rider allows the horse to lengthen the frame with a controlled poll and to gain ground. The whole movement should be well-balanced and the transition to collected canter should be smoothly executed by taking more weight on the hindquarters.

F. Gallop

Gallop is an asymmetrical, four-beat gait with a moment of suspension. Footfall sequence during right lead gallop is: left hind leg – right hind leg – left front leg – right front leg – suspension.

When the horse increases the speed in canter it turns into a four-beat gait at some point, then referred to as gallop. Gallop is an extended gait, where the horse lengthens its strides, covering more ground. The horse springs smoothly with engagement and flexion of the loins. The horse lifts the front quarters well off the ground and stretches in a flowing movement, showing good suspension.

The difference between canter and gallop is that during gallop the horse does not hit the ground simultaneously with diagonal legs, but first with the hind leg of the diagonal pair and then with the front leg. During gallop support phases alternate between uni-, bi- and tripod support in a single stride.

G3.2.4. Tölt

The tölt is a symmetrical four-beat gait with lateral sequence of footfalls and eight phases. The footfall sequence is left hind leg - left foreleg - right hind leg - right foreleg. Ideally it should have a regular rhythm with even time interval between ground contacts of each limb, at any speed (that is, a forelimb lands about 1/4 of stride duration after the ipsilateral hind limb). However in slow tölt the stance phase of the hind legs is longer than the stance phase of the front legs.

It is a gait without suspension. However, it has half-suspension, both in front and hind and is therefore considered a running gait. The support phases during the tölt stride alternate between bipedal and unipedal support. The tölt is ridden at various speeds.

Ideal movements in tölt

Characteristic of true tölt is suppleness and fluid movements. The horse should move in balance, with strong and active back and active hind quarters. The movements of the front part are light and free. The horse's rhythm is a pure four-beat rhythm, which runs fluently through the horse.



Faults in tölt**A. Pacey tölt**

In tölt it is undesirable if the interval between ground contacts of lateral limbs is too short. Then the correct four-beat rhythm is lost and the tölt resembles pace too much. This is called pacey tölt. Then the tölt is said to have a lateral couplet, which is when the time interval between ground contacts of ipsilateral feet is shorter than 1/4 of the stride duration.

B. Trotty tölt

During tölt it is also undesirable if the interval between ground contacts of diagonal legs is too short. In this case the tölt has lost the purity of the four-beat and the tölt is too close to trot. Then the tölt is said to have a diagonal couplet, that is, when the time interval between ground contacts of lateral feet is longer than 1/4.

C. Stiff tölt

The rhythm is a pure four-beat rhythm but the horse's body lacks suppleness. The back is inactive and stiff and the movements are not flowing through the body of the horse.

D. Irregular beat

It is a fault if the tölt has an irregular beat, for instance is more or less mixed with canter. The movements of the left and right sides of the horse are not symmetrical and there is not an even time interval between ground contact of each four legs.

E. Tripedal support

At a very slow tölt, the half-suspension may disappear at the hind; then the horse supports itself on one front leg and both hind legs simultaneously (tripedal support). In this case the tölt is ridden more slowly than competition and breeding judgment requirements say and the gait is considered an interphase between walk and tölt.

Tölt can be performed as follows:**A. Tölt**

The rider should have the riding skills necessary to allow the horse to show a clear beat and energetic tölt. The horse moves forward in an open form with a relaxed the topline and neck. A slack of the rein/loose rein is recognized as long as the rhythm of the tölt is maintained.

B. Slow tölt

The horse moves forward in a slow speed in an even four-beat rhythm, which runs fluently through the horse. The impression should be that the horse could easily tölt a 10 meter circle at that speed. The neck should be arched and the back active and rounded, the whole topline being without tension. The hindquarters are well engaged and the movements of the forequarters are light and free. The horse should move in balance, with a strong and active back.

C. Medium tölt

This is a pace between the slow and the extended tölt. Without hurrying, the horse goes forward with clearly lengthened strides and impulsion from the hindquarters. The rider allows the horse to carry the head and neck more extended, with strong and active back and suppleness. The strides should be balanced and unconstrained.

D. Speed changes

Slow tölt is required on the short sides and on the curves, and medium tölt with a clear lengthening of strides is required on the long sides. The emphasis is on the smoothness of the transitions and sufficient distinction in speed due to the lengthening of the strides. Inharmonious extremes like "kick-starts" and "sliding stops" are not desirable.



E. Collected tölt

The horse, remaining “on the bit”, moves forward with the neck raised and arched. The hind legs being well-engaged, maintain an energetic impulsion, enabling the shoulders to move with greater mobility thus demonstrating self-carriage and an uphill tendency. The horse’s strides are shorter than in the other speed categories, without losing elasticity and cadence.

F. Extended tölt

The horse covers as much ground as possible while moving faster than in medium tölt. Without hurrying, the strides are lengthened to the utmost. The horse remains calm, light and straight as a result of great impulsion from the hindquarters. The rider allows the horse to lengthen the frame with a controlled poll and to gain ground.

G. Fast tölt (

The horse should go in an even four-beat rhythm, which runs fluently through the horse. The horse should lengthen its strides and the head and neck becomes more extended than at slow tölt, the whole topline still being strong and without tension. The horse should move with a strong active back, engaged hindquarters and suppleness. The stance phase of front and hind legs becomes more even than at a slow tölt and diagonal bipedal support decreases.

H. Slow to medium tempo without rein contact

This section should show the natural movement without any rein contact from the rider. The horse should be in balance and have natural carriage.

The tempi are described in slow and medium tölt. However the neck and head of the horse can be more extended than when ridden with active rein contact, provided that the horse still moves in balance, with strong and active back, engaged hind quarters, with suppleness and fluid movements.

G3.2.5. Pace**Description**

Pace is a symmetrical, two-beat gait with a moment of suspension, where lateral legs move almost synchronously back and forth. The footfall sequence is left hind - left front - suspension - right hind - right front – suspension. It is one of the front legs that propel the horse into suspension before the diagonal hind leg lands. At high speed in pace the footfalls of the lateral limbs become dissociated with contact of the hind limb preceding the front limb on the same side. Pace is still considered a two-beat gait since the divergence from synchronous movements of lateral legs is not noticeable.

Ideal movements in pace

Pace should only be executed as flying pace: Secure, effortless, impressive with long strides with good period of suspension and excellent speed.

Pace is an energetic gait ridden at high speed, where the horse lengthens its strides. During pace the horse should lift its back and extend the head and neck forward. In the suspension-phase lateral front and hind legs are stretched far forward and the opposite legs are stretched far backward. Pace is considered pure if the moment of suspension is clearly visible and the divergence from synchronous movements of lateral legs is not noticeable.



Faults in pace

A. Four-beat pace

The so-called four-beat pace is undesirable. Pace is four-beat if the dissociation of lateral limbs becomes visible and time interval between ground contacts of lateral limbs becomes too long. With increased four-beat rhythm the horse's suspension-phase becomes shorter.

B. Stiff pace

It is also undesirable if the pace is stiff and with too much lateral movement. The movement goes too much to the sides of the horse and it is unable to proceed fast enough. If the horse's centre of gravity moves too forwards the front leg hits the ground before the ipsilateral hind leg and the horse switches to disunited canter. This change of gaits is referred to as jumping out of gait.

C. Irregular pace

It is a fault if the pace has an irregular beat and the horse is repeatedly losing its balance and jumping into gallop and then taking the pace again. This is often associated with too high neck-carriage, too much four-beat in the pace and the horse taking a few strides of gallop in between.

G3.3. Certification of origin

It is the responsibility of each FEIF member association to validate the pedigree of all registered Icelandic horses in its nation state and ensure that only pure-bred Icelandic horses are entered into WorldFengur, the official global register of the Icelandic horses/ Studbook of Origin. FEIF member associations must co-operate with all Icelandic horse studbooks recognised by the statutory bodies in its nation state. FEIF member associations must also co-operate with horse studbooks recognised by all other FEIF member associations, and those studbooks recognised by its statutory bodies, through international directives and agreements.

A pure-bred Icelandic horse is defined as one whose pedigree can be traced back *only* to Icelandic born horses. The FEIF registration group together with FEIF director of breeding shall make the final decision, in cases where the pedigree is open to question.

A national studbook restricted to Icelandic horses should only allow the entry of horses when these are holding recognised studbook registration papers issued in Iceland, in another FEIF member nation state, or are able to present documentation (blood-type or DNA analysis), which proves the lineage back to horses registered in a recognised Icelandic horse studbook of a FEIF member association, or in WorldFengur.



G3.4. Official and international Database: WorldFengur FEIF/BÍ

G3.4.1. Nature and purpose of WorldFengur Rules

WorldFengur (worldfengur.com) is the official global register of Icelandic horses/Studbook of Origin. The WorldFengur project of co-operation has been established between FEIF and Bændasamtök Íslands (BÍ). The terms of the co-operation are documented in a co-operation agreement. FEIF member associations may subscribe to WorldFengur by entering into a subscription agreement with BÍ.

WorldFengur is managed by the WorldFengur board made up of one to two members appointed by the board of FEIF, and the breeding leader of Iceland, and the head of the computer department of BÍ. The WorldFengur board is accountable to - BÍ and FEIF.

The chairman of the WorldFengur Board of Co-operation shall prepare a written annual report including a yearly financial statement describing the incomes and expenses of the Project. The report and financial statement is presented first to BÍ for comments and secondly to the annual FEIF meeting of national breeding leaders for final approval.

G3.4.2. International co-operation

Basic registration in WorldFengur of exported horses officially registered in the nation state of birth is performed free of any charges to any other FEIF member association by the authorised office of the nation state of birth.

For exported horses without a FEIF ID-number the nation state of birth shall be requested by the nation state of residence to allocate the FEIF ID-number and to register the horse in WorldFengur as promptly as possible.

To ensure an easy and prompt international co-operation all FEIF member associations shall name a WorldFengur contact person to be responsible of meeting the above request.

If the nation state of birth is not a subscriber to WorldFengur, the official registrar or any other office authorised as such by the national FEIF member association in the nation state of birth shall allocate the FEIF ID-number upon request from another FEIF member association.

Bændasamtök Íslands (BÍ) shall be the only official office authorised to perform Basic registration of a horse born in a non-subscribing country. Such a registration in WorldFengur is only possible upon a request from a subscriber. The data registration fee is to be paid by the FEIF member association of the nation state of birth.

G3.4.3. Entries in the register

A pedigree registration in the register means that

- The horse is identified by the FEIF International Identification number;
- The horse's pedigree meets the requirements of the FEIF Rules for Registration and Identification of Icelandic Horses and

Entries of any breeding assessment results means that they are achieved at a breeding show organised in accordance with the Icelandic assessment system or the FEIF rules for breeding shows.



G3.4.3.1. Responsibility

Only the Subscriber has the authority to add or change any Data relating to that Subscriber's Section of the database during the period of its subscription. For this purpose Section means that part of the database relating to horses registered by the subscriber as being located in the subscriber's country.

G3.4.3.2. Use of Information

WorldFengur is accessible to FEIF, BÌ, FEIF member associations, and their members for private use. Applications for research, educational or commercial use must be referred by the subscriber to the WorldFengur board for permission.

G3.4.3.3. Leaving WorldFengur

If a subscriber leaves WorldFengur then BÍ will provide the outgoing subscriber with a copy of the extractable data of all horses born in or registered as living in relation to that nation state, up to the level of the first Icelandic born ancestor in every branch of the pedigree, so as to assist it to re-establish and continue its studbook, keeping on its own account.

G3.4.3.4. Resolution of Dispute

Any disputes or complaints by individual horse breeders or owners shall be referred to the member country in the first instance. If the member country is unable to resolve the matter, the member country shall refer to the WorldFengur board for resolution or a decision.

Any disputes or complaints by the member country shall be referred to the WorldFengur board. If a member country is dissatisfied with the outcome the matter may be referred to the annual FEIF meeting of national breeding leaders.



G3.5. Registration and identification of the horse

G3.5.1. FEIF International Identification Number (FEIF ID)

All horses registered in a recognised Icelandic horse studbook must have an identification number for the life of the horse, preferably according to the FEIF International Identification Number System (FEIF ID).

This number has international validity and is a unique identification of the horse in the population of all Icelandic horses in the world with the purpose to identify and register the horse in the global database: WorldFengur. The FEIF ID can only be allocated by the FEIF member association in that nation state. The FEIF Registration Group together with FEIF Director of breeding shall be the final arbiter of nation of birth and thus the country code component of the FEIF ID.

The formula for the FEIF International Identification Number System is:

CCYYYSRRRR

The components of the formula are:

CC = Country Code (country of origin) comprising of two letters

AT = Austria	AU = Australia	BE = Belgium
CA = Canada	CZ = Czech Republic	DK = Denmark
FO = Faroe Islands	FI = Finland	FR = France
GB = Great Britain	GL= Greenland	DE = Germany
HU= Hungary	IS = Iceland	IE = Ireland
IT = Italy	LI= Lichtenstein	LU =Luxembourg
NL = Netherlands	LT= Lithuania	NZ= New Zealand
NO = Norway	PL= Poland	PT = Portugal
RO= Romania	RU= Russia	SI = Slovenia
ES= Spain	SE = Sweden	CH = Switzerland
US = United States		

YYYY = Century and year of birth comprising of four figures.

S = Sex comprising of one figure. The codes are as follows:

- 1 = Male horse (colt, stallion or gelding)
- 2 = Female horse (filly or mare)

RRRRR = Unique serial registration number comprising of five figures identifying each specific horse within the nation state of birth. The system for allocating this number is at the discretion of the FEIF member association in each nation state

The FEIF Registration Group together with FEIF Director of breeding shall be the final arbiter in any question of the naming of the horse or the farm.

The following rules apply to the FEIF International Identification Number System:

- a. A FEIF International Identification Number is compulsory for horses (including their lineage back to horses registered in WorldFengur) participating in all international shows.
- b. The FEIF International Identification Number should be used on all official certificates relating to that horse.



- c. Other local/national numbers can be used on certificates, in addition to the FEIF International Identification Number, provided it does not create confusion. The FEIF International Identification Number should be clearly shown as such.
- d. Questions or problems regarding the FEIF International Identification Number should be referred to the Breeding leader of the appropriate FEIF member association. If the Breeding Leader is unable to resolve the matter, it shall be raised to the FEIF Registration Group.
- e. The FEIF-ID number must be registered into WorldFengur within a week of being issued on an official certificate relating to the horse. The FEIF-ID number is not valid until it has been registered into WorldFengur.

G3.5.2. Certificate of Origin / Horse Passport

Recognised studbook offices in the nation state of birth should issue a printed certificate of Origin / Horse Passport with at least the following information:

1. Name and origin of the horse (in accordance with Icelandic naming traditions), see rules for naming Icelandic horses in G3.5.6),
2. FEIF International Identification number,
3. Year of birth,
4. Identification markings,
5. Colour and markings,
6. Pedigree certificate - 4 generations or until Icelandic born horses which have no further pedigree information,
7. Name and address of breeder,
8. Date and signature of issuing studbook officer,
9. Official stamp, name and address of the studbook office,

FEIF member associations fulfilling the above demands are allowed to have the FEIF logo printed on the Certificate or the Passport.

A Certificate of Origin from the issuing authority in the nation state of birth should not be withdrawn or replaced by a studbook office of the new nation state of residence, after exportation. On registering an imported horse the studbook officer should record that the imported horse has been registered in the Icelandic horse studbook on the basis of an original certificate issued by a recognised studbook in the nation state of birth. Any replaced original Certificates of Origin shall be clearly marked with date, stamp and signature that the certificate is only valid when being accompanied by another (referred to by name of issuing authority) official Certificate of Origin.

In the case of the need to make major alterations to a pedigree, a name or the FEIF international identification number - the national studbook office and WorldFengur Office shall observe the following rules:

1. Any alteration has to be authorised by the officer in charge of the national studbook office.
2. A record shall be kept explaining the reason for the alterations and evidence that it is correct.
3. A record shall be kept of previous valid information.
4. Information about such alterations and the reason behind them must be registered in WorldFengur. The new information must be notified to the WorldFengur registrars in the country of location and the nation state of birth and be sent out to all FEIF member association breeding leaders.



G3.5.3. Foals

A foal born outside Iceland can be registered in a recognised Icelandic horse studbook in the nation state of its birth when:

- The foal is by a stallion and out of a mare, which are both registered in a recognised Icelandic horse studbook in a FEIF member nation state,
- The holder of the stallion has reported the covering to a recognised studbook office. This report must be in the recognised studbook office before December 31st of the year of service, and
- If the father of the foal is born in the year 2000 or later, then he must have proof of parentage. If he is born 2000-2005 this may be by DNA analysis or blood type. If he is born in 2006 and later this must only be by DNA analysis.

G3.5.4. FEIF guidelines for embryo transfer

- The surrogate mare must be pure-breed Icelandic with FEIF ID and DNA profile
- The parentage of surrogate and donor mare must be verified with DNA.
- The transfer product horse (foal) must be with DNA profile.
- Limitation of offspring per mare in one year:
 - max 2 foals with embryo transfer.
 - one foal (if there are twins – two) naturally carried out by the mother
 - max. 3 (4) offspring's per year.
- A clear sign in WorldFengur should indicate which offspring (s) are from surrogate mare(s)
- Cloned horses or their offspring are not permitted in WF.
- Gene manipulation is not permitted in Icelandic horse breeding.

G3.5.5. Imported horses

- A FEIF member nation state can register a horse imported from another FEIF member nation state in its recognised Icelandic horse studbook when the original Certificate of Origin or horse passport issued by a studbook in the nation state of birth is presented to the studbook office.
- All other imported horses can only be registered in a recognised Icelandic horse studbook of a FEIF member nation state when proof of the lineage has been given by blood type or DNA-analysis back to horses registered in a recognised Icelandic horse studbook of a FEIF member nation state or in WorldFengur.

G3.5.6. The naming of Icelandic horses in WorldFengur

- Horse owners can register a name for their horse in WorldFengur. Horses must be given names before (and cannot be changed after) they are shown at a breeding show or they compete in an official FEIF competition registered in WorldFengur. The name of a horse cannot be changed after they have a registered offspring in WorldFengur. Horse owners can use the list of horse names in WorldFengur (which includes allowed names) as a reference. If the name they want to use is not in the list, they can apply for it (via the national registrars) and if the name is allowed, it is added to the list. The following rules apply for names of Icelandic horses registered in WorldFengur:



- The name must be in accordance with Icelandic naming traditions.
 - The name must be able to take the form of Icelandic declension and/or the name shall have a tradition in the Icelandic language.
 - The name shall not violate the Icelandic system of grammar and spelling.
 - The name shall be masculine for a stallion/gelding and feminine for a mare, neuter names are not allowed.
- Names consisting entirely of initials are not allowed.
- Names that have a vulgar or obscene meaning, names considered in poor taste, or names that may be offensive to religious, political or ethnic groups are not allowed.
- As preposition the word "from" in the native language shall be used, the Icelandic preposition frá will also be accepted.

G3.6. The FEIF WorldFengur registration group

G3.6.1. Terms of reference

The FEIF registration group together with FEIF Director of Breeding will consider all matters concerning the pedigree and certification of pure-bred Icelandic horses.

G3.6.2. Specific Duties

In cases where the pedigree is open to question, the FEIF registration group, together with FEIF Director of Breeding, shall be the final arbiter on a horse being pure-bred, or not.

The FEIF Registration Group together with FEIF Director of breeding shall be the final arbiter of nation of birth and thus the country code component of the FEIF-ID.

The FEIF registration group, together with FEIF Director of Breeding, shall be the final arbiter in any question of the naming of the horse or the farm.

In the pursuit of consistency and high standards, the FEIF registration committee will, provide guidance and assistance in the appropriateness, format and spelling of horse and farm names.

In the pursuit of consistency and high standards, the FEIF registration group will propose registration protocols to be adopted by FEIF member associations, which take due account of international and nation legislation.



G4. Anti-Doping Procedures⁴

The following anti doping rules represent the minimum standard if no other rules apply. FEIF will only step in if the country has no jurisdiction.

Anti-Doping programmes seek to preserve what is intrinsically valuable about comparison of results of athletes, human or equine. This intrinsic value is often referred to as "the spirit of sport"; it is the essence of Olympism; it is how we play true. The spirit of sport is the celebration of the human spirit, body and mind, and is characterized by the following values in all our shows and events.

- Ethics, fair play and honesty
- Health
- Excellence in performance
- Character and education
- Fun and joy
- Teamwork
- Dedication and commitment
- Respect for Rules and laws
- Respect for self and other participants
- Courage
- Community and solidarity

Doping is fundamentally contrary to the spirit of sport.

- The Equine Anti-Doping Rules (EAD) of FEI are based upon the Equine Anti-Doping and Controlled Medication Regulations (EADCM Regulations) of FEI. All matters concerning equine doping have to be handled in the spirit of these Rules.
- FEI Controlled Medication Rules (including the Equine Prohibited Substances List and sampling procedures) apply without restriction.
- Member Associations of FEIF have to decide before the first of January of every calendar year if their own authority to handle equine doping cases is sufficient and in accordance with FEI EADCM Regulations, article 13.1. This means full implementation of the Equine Anti-Doping Rules of their national FN (National FEI-member).
- Failure to decide in due time results in acceptance of the authority of FEIF to handle equine doping cases for the calendar year in question.
- The EAD of FEIF apply to all sport and gæðingakeppni events and breeding shows.
- The EAD of FEIF is limited to 'In-competition' testing only, unless national procedures include 'Out-of-Competition' testing.
- The positive outcome of any test has to be reported to FEIF. Any decision taken is valid for all FEIF Member Associations. Failure to report may lead to disciplinary measures against the Member Association involved.

⁴ Doping rules are based on FEI



- FEIF will provide a Disciplinary Board (comparable to FEIF Disciplinary Board), consisting of at least three persons from different countries, elected in a rotation schedule of 1 member to be elected every year by the Delegates' Assembly. The members of the disciplinary board elect their own chairman. When more than 3 persons are appointed the chairman decides which 3 members handle any specific case ('Hearing Panel').
- A specific official has to be appointed by the Board of FEIF to handle warnings, bans and doping cases ('prosecutor').

G4.1. Definition of Doping

Doping is defined as the occurrence of one or more of the EAD Rule violations set forth in the relevant articles of these FEI EAD Rules.

G4.2. EAD Rule Violations

Owners and riders (Persons Responsible) and/or their grooms and staff (Support Personnel) shall be responsible for knowing what constitutes an EAD Rule violation and the substances and methods which have been included on the Equine Prohibited Substances List and identified as Banned Substances and Banned Methods. Where Banned Substances or Banned Methods are involved, the following constitute EAD Rule violations:

G4.2.1. The presence of a Banned Substance and/or its Metabolites or Markers in a Horse's Sample

- G4.2.1.1. It is each Person Responsible's personal duty to ensure that no Banned Substance is present in the Horse's body. Persons Responsible are responsible for any Banned Substance found to be present in their Horse's Samples, even though their Support Personnel will be considered additionally responsible under Articles 4.2.2 – 4.2.8 below where the circumstances so warrant. It is not necessary that intent, fault, negligence or knowing Use be demonstrated in order to establish an EAD Rule violation under Article 4.2.1.
- G4.2.1.2. Sufficient proof of an EAD Rule violation under Article 4.2.1 is established by either of the following: (i) presence of a Banned Substance and/or its Metabolites or Markers in the Horse's A-Sample where the Person Responsible waives analysis of the B-Sample and the B-Sample is not analysed; or, (ii) where the Horse's B-Sample is analysed and the analysis of the Horse's B-Sample confirms the presence of the Banned Substance and/or its Metabolites or Markers found in the Horse's A-Sample. An Adverse Analytical Finding may be established by a positive blood or urine Sample.
- G4.2.1.3. Excepting those Banned Substances for which a quantitative threshold is specifically identified in the Equine Prohibited Substances List, the presence of any quantity of a Banned Substance and/or its Metabolites or Markers in a Horse's Sample shall constitute an EAD Rule violation.
- G4.2.1.4. As an exception to the general rule of Article 4.2.1, the Equine Prohibited Substances List or the FEI Standard for Laboratories may establish special criteria for the evaluation of Banned Substances that can also be produced endogenously.



G4.2.2. Use or Attempted Use of a Banned Substance or a Banned Method

- G4.2.2.1. It is each Person Responsible's personal duty, along with members of their Support Personnel, to ensure that no Banned Substance enters into the body. Accordingly, it is not necessary that intent, fault, negligence or knowing Use on the part of the Person Responsible, or member of his Support Personnel (where applicable), be demonstrated in order to establish an EAD Rule violation for Use of a Banned Substance or a Banned Method. However, in accordance with the definition of Attempt, it is necessary to show intent in order to establish an EAD Rule violation for Attempted Use of a Banned Substance or a Banned Method.
- G4.2.2.2. The success or failure of the Use or Attempted Use of a Banned Substance or a Banned Method is not material. It is sufficient that the Banned Substance or Banned Method was Used or Attempted to be Used for an EAD Rule violation to be committed.
- G4.2.2.3. Refusing or failing without compelling justification to submit to Sample collection after Notification (in accordance with the FEI Veterinary Regulations) or to comply with all Sampling procedure requirements including signing the Sampling form or otherwise evading Sample collection.
- G4.2.2.4. Tampering, or Attempted Tampering with any part of Doping Control.
- G4.2.2.5. Administration or Attempted Administration of a Banned Substance.
- G4.2.2.6. Possession of a Banned Substance(s) or a Banned Method(s).
This bans the Persons Responsible and members of their Support Personnel from Possessing Banned Substances or Banned Methods, unless he demonstrates compelling justification for the Possession (This section should be read in conjunction with the definition of Possession set forth in Appendix 1 of the FEI EADCM).
- G4.2.2.7. Trafficking or Attempted Trafficking in any Banned Substance or Banned Method.
- G4.2.2.8. Assisting, encouraging, aiding, abetting, covering up or any other type of complicity involving an EAD Rule violation or any Attempted EAD Rule violation.

G4.3. Proof of EAD Rule Violations

G4.3.1. Burdens and Standards of Proof

FEIF or its Member Association shall have the burden of establishing that an EAD Rule violation has occurred. The standard of proof shall be whether FEIF or its Member Association has established an EAD Rule violation to the comfortable satisfaction of the Hearing Panel bearing in mind the seriousness of the allegation which is made. This standard of proof in all cases is greater than a mere balance of probability but less than proof beyond a reasonable doubt. Where these EAD Rules place the burden of proof upon the Persons Responsible and/or member of their Support Personnel to rebut a presumption or establish specified facts or circumstances, the standard of proof shall be by a balance of probability, except where a different standard of proof is specifically identified.



G4.3.2. Methods of establishing facts and presumption

Facts related to EAD Rule violations may be established by any reliable means, including admissions. The following Rules of proof shall be applicable in Doping cases brought under these EAD Rules:

- G4.3.2.1. FEI-approved Laboratories are presumed to have conducted Sample analysis and custodial procedures in accordance with the FEI Standard for Laboratories. The Person Responsible and/or member of the Support Personnel who is alleged to have committed the EAD Rule violation may rebut this presumption by establishing by a balance of probability that a departure from the FEI Standard for Laboratories occurred which could reasonably have caused the Adverse Analytical Finding. If the preceding presumption is rebutted by showing that a departure from the FEI Standard for Laboratories occurred which could reasonably have caused the Adverse Analytical Finding, then the FEI shall have the burden to establish that such departure did not cause the Adverse Analytical Finding.
- G4.3.2.2. Departures from another FEI standard, FEI Rule or Regulation, FEI Manual or policy which did not by a balance of probability cause an Adverse Analytical Finding or other EAD Rule violation shall not invalidate such results. If the Person Responsible and/or member of the Support Personnel (where applicable) establishes, by a balance of probability, that a departure from another FEI standard, FEI Rule or Regulation, FEI Manual or policy could reasonably have caused the Adverse Analytical Finding or other EAD Rule violation, then the FEI must prove that the departure did not cause the Adverse Analytical Finding or the factual basis for the EAD Rule violation.
- G4.3.2.3. The facts established by a Decision of a court or professional disciplinary tribunal of competent jurisdiction which is not the subject of a pending appeal shall be irrebuttable evidence against the Person Responsible and/or member of the Support Personnel to whom the Decision pertained with regards to the factual findings unless it can be established that the Decision violated principles of natural justice.
- G4.3.2.4. The Hearing Panel presiding over a case alleging an EAD Rule violation may draw an inference adverse to the Person Responsible and/or member of the Support Personnel (where applicable) who is asserted to have committed an EAD Rule violation based on the refusal, after a request made in a reasonable time in advance of the hearing, to appear at the hearing (either in person or telephonically as directed by the FEIF Disciplinary Board) in order to answer questions from the Hearing Panel or FEIF.

G4.4. The Equine Prohibited Substances List

G4.4.1. Incorporation of the Equine Prohibited Substances List

These EAD Rules incorporate the Equine Prohibited Substances List (the “List”) which is published and revised by the FEI from time to time. The FEI will publish the current List in such a manner that it is available to its members and constituents, including, but not limited to, publication on the FEI website.



G4.4.2. Review and Publication of Banned Substances and Banned Methods Identified on the List

The FEI may revise the List from time to time but at least once annually by posting the new List on the FEI website, or via such other appropriate channel, but such new List shall not go into effect any sooner than ninety (90) days following its publication. FEIF will refer to this list from its own website.

G4.4.3. Substances and Methods included on the List

The FEI's categorization of a substance or method on the List as a Banned Substance or Banned Method (in particular, as opposed to a Controlled Medication Substance or Method) including any establishment of a threshold for a Banned Substance and/or the quantitative amount of such threshold shall be final and binding on all parties and shall not be subject to challenge by a Person Responsible, member of the Support Personnel or any other Person on any basis.

G4.5. Testing

G4.5.1. Authority to Test

All Horses registered present, presented or competing at an breeding show, sport event or Gæðingakeppni event shall be subject to In-Competition Testing (a) by FEIF in case of an event organized under the jurisdiction of FEIF (b) in other cases by the National Member Association where the event takes place, or by any other Anti-Doping Organisation responsible for Testing at an Event.

G4.5.2. Responsibility for FEIF testing

The FEIF Director of the relevant department (Breeding or Sport) shall be responsible for overseeing all Testing conducted by FEIF. Testing may be conducted by the Testing Veterinarians or by other qualified and authorised persons at a given Event or at such other place as authorised by these EAD Rules, the FEI Veterinary Regulations, or as authorised in writing by the Board of FEIF or his or her designee(s).

G4.5.3. Testing Standards

Testing conducted by or on behalf of FEIF shall be in substantial conformity with the Testing procedures set forth in the FEI Veterinary Regulations in effect at the time of Testing.



G4.5.4. Selection of Horses to be tested

- G4.5.4.1. FEIF shall determine the number of Tests to be performed and on which Horses they shall be performed.
- G4.5.4.2. In addition to the selection procedures set forth in Article 4.5.4.1 above, the responsible FEIF Official may also select Horses for Random Testing and/or Target Testing in cooperation with the Chief Judge.
- G4.5.4.3. Each National Member Association shall determine, within its jurisdiction, the number of Tests to be performed and on which Horses they shall be performed.
- G4.5.4.4. Nothing in these EAD Rules shall be construed to limit where FEIF is authorised to conduct Testing on Horses In- Competition.

G4.6. Analysis of Samples

Samples collected under these EAD Rules and arising from FEI Testing are the property of FEIF. They shall be analysed in accordance with the following principles:

G4.6.1. Use of Approved Laboratories

These EAD Rules incorporate the FEI List of Approved Laboratories which is published and revised by the FEI from time to time. FEIF shall send Samples for analysis only to these approved Laboratories, which are subject to the FEI Standard for Laboratories. The choice of Laboratory used for the Sample analysis of either or both the A and B-Sample shall be determined exclusively by FEIF. However, the Person Responsible may elect to have the B-Sample analysed at a different Laboratory than the one which performed the A-Sample analysis. If such an election is made, FEIF shall select the B-Sample Laboratory from the FEI List of Approved Laboratories and inform the Person Responsible accordingly.

G4.6.2. Purpose of Collection and Analysis of Samples

Samples shall be analysed to detect Banned Substances and Banned Methods, all as set forth in the List. FEIF may also seek to detect other substances for research and monitoring purposes, as publicly announced by the FEI from time to time pursuant to a defined monitoring programme.

G4.6.3. Research on Samples

No Sample may be used for any purpose other than as described in Article 4.6.2 above, without the Person Responsible's written consent. Those Samples used for purposes other than as set forth in Article 4.6.2 (for example research) following written consent from the Person Responsible shall have all means of identification removed from the Sample so it cannot be traced back to a particular Horse or Person Responsible. All Samples shall be destroyed pursuant to the guidelines set forth in the FEI Standard for Laboratories and in no event later than the lapse of the Statute Of Limitations in Article 4.14 below.

G4.6.4. Standards for Sample Analysis and Reporting

Laboratories shall analyse Samples and report results in conformity with the FEI Standard for Laboratories.



G4.6.5. Retesting Samples

A-Sample may be reanalysed for the purpose of Article 4.6.2 above at any time exclusively at the direction of FEIF. The circumstances and conditions for retesting Samples shall conform with the requirements of the FEI Standard for Laboratories. The retesting of Samples may lead to an EAD Rule violation only if the Sample was taken at World Championships and only if the Banned Substance or Banned Method was prohibited at the time the Sample was taken, all subject to Article 4.14.

G4.7. Results Management

G4.7.1. Results Management for Tests arising out of FEIF Testing or other EAD Rule violations

Results management for Tests arising out of FEIF Testing or other EAD Rule violations shall proceed as set forth below:

- G4.7.1.1. The results of all Sample analyses must be sent exclusively to FEIF, in a report signed by an authorised representative of the Laboratory. All communications must be conducted in such a way that the results of the Sample analyses are confidential.
- G4.7.1.2. Upon receipt of an A-Sample Adverse Analytical Finding, FEIF shall conduct a review to determine whether there is any apparent departure from Testing procedures of the FEI Veterinary Regulations, the FEI Standard for Laboratories or another FEI standard, FEI Rule or Regulation, FEI Manual or policy that caused the Adverse Analytical Finding.
- G4.7.1.3. If the initial review under Article 4.7.1.2 does not reveal an apparent departure from the Testing procedures of the FEI Veterinary Regulations, the FEI Standard for Laboratories or another FEI standard, FEI Rule or Regulation, FEI Manual or policy that caused the Adverse Analytical Finding, FEIF shall promptly Notify the Person Responsible and the Owner of the Horse (if applicable) and the relevant Member Association of:
- a. the Adverse Analytical Finding;
 - b. the EAD Rule violated;
 - c. the Person Responsible's and the Owner of the Horse's (if applicable) right to promptly request the analysis of the B-Sample, or, failing such request, that the B-Sample analysis may be deemed waived;
 - d. the opportunity for the Person Responsible and the Owner of the Horse (if applicable) to elect to have the B-Sample analysed at a different laboratory than the one which performed the A-Sample analysis, such Laboratory to be chosen by FEIF, and the opportunity to send a representative (witness) to be present for the B-Sample analysis within the time period specified in the FEI Standard for Laboratories unless allowing such representative or witness presents a threat to the integrity of the analysis process; and
 - e. the right of the Person Responsible and the Owner of the Horse (if applicable) to request copies of the A and B-Sample (if applicable) Laboratory Documentation Package which includes information as specified in the FEI Standard for Laboratories.
 - f. If, upon the initial review, FEIF decides not to bring forward the Adverse Analytical Finding as an EAD Rule violation, it shall so notify the Person Responsible's Member Association.



- G4.7.1.4. Pursuant to Article 4.7.1.3 (d) above, within seven (7) days of receipt of the duly executed Confirmatory Analysis Request Form (B-Sample), FEIF will propose possible dates for such analysis. The Person Responsible and the Owner of the Horse (if applicable) may accept the A-Sample analytical results by waiving the right to a B-Sample analysis. FEIF may nonetheless elect at its discretion to proceed with the B-Sample analysis. In such case, the B-Sample analysis shall only be used to confirm the A-Sample Adverse Analytical Finding. The Person Responsible and the Owner of the Horse (if applicable) is deemed to have waived his right to a B-Sample analysis if he does not submit the Confirmatory Analysis Request Form within the stipulated time-limit in the Notification.
- G4.7.1.5. In addition to the Person Responsible and the Owner of the Horse (if applicable) and his/their representative (witness), a representative of the National Member Association(s) involved as well as a representative of FEIF shall also be allowed to be present for the B-Sample analysis. If Notice under Article 7.1.3 has not been carried out through the National Member Association, the National Member Association shall be informed in a timely manner by FEIF of the Adverse Analytical Finding and its right to attend the B-Sample analysis.
- G4.7.1.6. If the B-Sample proves negative, then the entire test shall be considered negative. FEIF shall be informed of the results confidentially and shall notify the Person Responsible and the Owner of the Horse (if applicable).
- G4.7.1.7. If a Banned Substance or the Use of a Banned Method is identified in the B-Sample, FEIF shall be informed of the results confidentially and shall notify the Person Responsible and the Owner of the Horse (if applicable).
- G4.7.1.8. FEIF may conduct any follow-up investigation as may be required. Upon completion of such follow-up investigation, if any, FEIF shall promptly notify the Person Responsible's National Member Association of the results of the follow-up investigation.
- G4.7.1.9. For the avoidance of doubt, an Adverse Analytical Finding confirmed by the B-Sample analysis may result from blood or urine Samples, or any combination thereof (for example, a confirmatory B-Sample analysis is valid if performed on a blood sample, even if the A-Sample Adverse Analytical Finding arose from a urine Test, and vice-versa). In addition, and also for the avoidance of doubt, where the A-Sample is positive for a Threshold Banned Substance, as it is quantitatively above the threshold level set for the Banned Substance, the B-Sample shall be deemed to confirm the A-Sample so long as the level of the B-Sample is also quantitatively above the threshold, even if the B-Sample level varies quantitatively from the A-Sample level.
- G4.7.1.10. Where appropriate, the members of the Support Personnel, including the Owner, shall receive Notification of the EAD Rule violation and all relevant corresponding documents.

G4.7.2. Review of Atypical Findings

In some circumstances Laboratories are directed to report the presence of Banned Substances, which may also be produced endogenously, as Atypical Findings subject to further investigation. Upon receipt of an A-Sample Atypical Finding, FEIF shall conduct a review to determine whether there is any apparent departure from the Testing procedures, the FEI Standard for Laboratories or another FEI standard, FEI Rule or Regulation, FEI Manual or policy that caused the Atypical Finding. If that review does not reveal any



departure that caused the Atypical Finding, FEIF shall conduct the required investigation. After the investigation is completed, the Person Responsible, and the Owner of the Horse (if applicable) and his or her National Member Association, shall be Notified whether or not the Atypical Finding will be brought forward as an Adverse Analytical Finding. The Person Responsible's National Member Association shall be notified as provided in Article 4.7.1 EAD Rules.

G4.7.2.1. FEIF will not provide Notice of an Atypical Finding until the investigation is completed and it has decided whether it will bring the Atypical Finding forward as an Adverse Analytical Finding. However, if FEIF determines that the B-Sample should be analysed prior to the conclusion of the investigation under Article 4.7.2, FEIF may conduct the B-Sample analysis after supplying the Person Responsible and the Owner of the Horse (if applicable) with such Notice including a description of the Atypical Finding and the information described in Article 4.7.1.3 (b)-(e) above.

G4.7.3. Review of Other EAD Rule Violations

For apparent EAD Rule violations that do not involve Adverse Analytical Findings, FEIF may conduct any necessary follow-up investigation and at such time as FEIF is satisfied that an EAD Rule violation has occurred, it shall then promptly notify the Person Responsible, the Owner of the Horse (if applicable) and/or member of the Support Personnel (where applicable) of the EAD Rule which appears to have been violated and basis of the violation.

G4.7.4. Provisional Suspensions

G4.7.4.1. FEIF shall provisionally suspend a Person Responsible, member of the Support Personnel, and/or the Person Responsible's Horse prior to the opportunity for a full hearing based on: (a) an admission that an EAD Rule violation has taken place (for the avoidance of doubt, an admission by any Person can only be used to provisionally suspend that Person); or (b) all of the following elements: (i) an Adverse Analytical Finding from the A-Sample or A and B-Samples; (ii) the review described in Article 4.7.1.2 above; and (iii) the Notification described in Article 4.7.1.3 above.

G4.7.4.2. FEIF may provisionally suspend a Person Responsible, member of the Support Personnel, and/or the Person Responsible's Horse prior to the opportunity for a full hearing based on evidence that a violation of these EAD Rules is highly likely to have been committed by the respective Person.

G4.7.4.3. If a Provisional Suspension is imposed by FEIF, either the hearing in accordance with Article 8 below shall be advanced to a date which avoids substantial prejudice to the Person alleged to have committed the EAD Rule violation, or such Person shall be given an opportunity for a Preliminary Hearing either on a timely basis after imposition of Provisional Suspension or before imposition of the Provisional Suspension in order to show cause why the Provisional Suspension should not be imposed (or should be lifted). Where a Horse is provisionally suspended, the Owner shall also have the right to request a Preliminary Hearing.



- G4.7.4.4. The Provisional Suspension shall be maintained unless the Person requesting the lifting of the Provisional Suspension establishes to the comfortable satisfaction of the FEIF Disciplinary Board that:
- (i) the allegation that an EAD Rule violation has been committed has no reasonable prospect of being upheld, e.g., because of a material defect in the evidence on which the allegation is based; or
 - (ii) the Person can demonstrate that the evidence will show that he bears No Fault or No Negligence for the EAD Rule violation that is alleged to have been committed, so that any period of Ineligibility that might otherwise be imposed for such offence is likely to be completely eliminated by application of Article 4.10.4.1 below or that 4.10.4.2 applies and the Person can demonstrate that the evidence will show that he bears No Significant Fault or Negligence and that he has already been provisionally suspended for a period of time that warrants the lifting of the Provisional Suspension pending a final Decision of the FEIF Disciplinary Board; or
 - (iii) exceptional circumstances exist that make it clearly unfair, taking into account all of the circumstances of the case, to impose a Provisional Suspension prior to the final hearing of the FEIF Disciplinary Board. This ground is to be construed narrowly, and applied only in truly exceptional circumstances. For example, the fact that the Provisional Suspension would prevent the Person or Horse competing in a particular Event shall not qualify as exceptional circumstances for these purposes.
- G4.7.4.5. If a Provisional Suspension is imposed based on an A-Sample Adverse Analytical Finding and a subsequent B-Sample analysis (if requested) does not confirm the A-Sample analysis, then the Person(s) alleged to have committed the EAD Rule violation and his member of the Support Personnel, and/or Horse shall not be subject to any further Provisional Suspension on account of a violation of Article 4.2.1 above (Presence of a Banned Substance or its Metabolites or Markers). In circumstances where the Person Responsible or his Horse has been removed from an Event based on a violation of Article 2.1 and the subsequent B-Sample analysis does not confirm the A-Sample finding, if it is still possible for the Person Responsible and his Horse to be re-entered without otherwise affecting the Event, the Person Responsible and his Horse may continue to take part in the Event.
- G4.7.4.6. After the imposition of a Provisional Suspension and following a Preliminary Hearing but prior to a final hearing, the Person Responsible and/or member of the Support Personnel (including Owner) can petition the FEIF Disciplinary Board for another Preliminary Hearing provided that new evidence exists that, if known at the time of the earlier Preliminary Hearing, may have satisfied the requirements of Article 4.7.4.2 above and may have led to the lifting of the Provisional Suspension. Such petition must be made in writing to the FEIF Disciplinary Board and copied to the responsible official appointed by the Board of FEIF and must clearly establish the existence of such new evidence meeting this criterion. If the request for another Preliminary Hearing is granted by the FEIF Disciplinary Board, the same FEIF Disciplinary Board member who presided over the prior Preliminary Hearing will decide the new Preliminary Hearing request, unless exceptional circumstances prevent it from doing so, in which case another FEIF Disciplinary Board member will be appointed to conduct the new Preliminary Hearing. If another Preliminary Hearing is granted after the Hearing Panel has been constituted, any member of the Hearing



Panel may conduct the Preliminary Hearing. Preliminary Hearing Decisions may be issued by the FEIF Disciplinary Board without reasons.

- G4.7.4.7. During a period of Provisional Suspension, no Person Responsible and/or member of the Support Personnel who themselves are provisionally suspended, or a Horse that is provisionally suspended, may participate in any capacity at an Event, or activity, or be present at an Event (other than as a spectator) that is authorised or organised by FEIF or any National Member Association or in Events authorised or organised by any international or national level Event organisation.

G4.7.5. Retirement from Sport

If a Person Responsible and/or member of the Support Personnel retires while a Results Management process is underway, FEIF retains jurisdiction to complete its Results Management process. If a Person Responsible and/or member of the Support Personnel retires before any Results Management process has begun, FEIF similarly has jurisdiction to conduct Results Management.

G4.8. Right to a Fair Hearing

G4.8.1. Hearings before the FEIF Disciplinary Board

- G4.8.1.1. The FEIF Disciplinary Board shall decide all cases involving violations of these EAD Rules.
- G4.8.1.2. When it appears, following the Results Management Process described in Article 4.7 above, that these EAD Rules have been violated, then the case shall be submitted to a Hearing Panel of the FEIF Disciplinary Board for adjudication.
- G4.8.1.3. Hearings pursuant to this Article shall be completed expeditiously following the completion of the Results Management or investigation process described in Article 4.7 above and the submission of all relevant evidence and pleadings by the parties. The Person Responsible and/or member of the Support Personnel (where applicable) alleged to have violated the EAD Rules shall cooperate promptly in the submission of such evidence and pleadings and in attendance at a hearing if requested by the FEIF Disciplinary Board.
- G4.8.1.4. The Person Responsible and/or member of the Support Personnel (including Owner) alleged to have violated the EAD Rules may attend the hearing under all circumstances.
- G4.8.1.5. A Person Responsible and/or member of the Support Personnel (where applicable) may acknowledge the EAD Rule violation and accept consequences consistent with Articles 4.9 and 4.10 below as proposed by FEIF.
- G4.8.1.6. Decisions of the FEIF Disciplinary Board may be appealed to the FEIF Arbitration Council as provided in the Statutes of FEIF.



G4.8.2. Principles for a Fair Hearing

All Decisions and hearings under these EAD Rules shall respect the following principles:

- fair and impartial Hearing Panel;
- the right to be represented by counsel (separately or together) at the Person Responsible's and/or member of the Support Personnel's (including Owner's) own expense;
- The right to be fairly and timely informed of the asserted EAD Rule violation;
- The right to respond to the asserted EAD Rule violation and resulting consequences;
- The right of each party to present evidence;
- The right of each party to call and question witnesses (subject to the Hearing Panel's discretion to accept testimony by telephone or written submission);
- A timely hearing, subject to prompt and complete submissions by the parties;
- The Person Responsible's and/or member of the Support Personnel's (including Owner) right to an interpreter at the hearing if requested at least five (5) business days in advance of the hearing, with the Hearing Panel to determine the identity and responsibility for the costs of the interpreter; and
- A timely, written, reasoned decision, specifically including an explanation for any period of Ineligibility.

G4.8.3. Waiver of Hearing

The right to a hearing may be waived either expressly or by the Person Responsible's and/or member of the Support Personnel's (where applicable) failure to request a hearing within ten (10) days of Notification that such a violation is alleged. Where no hearing occurs, the FEIF Disciplinary Board shall issue a reasoned decision.

G4.9. Automatic Disqualification of Individual Results

A violation of these EAD Rules in connection with a test in a given Event automatically leads to the Disqualification of the result of the Person Responsible and Horse combination obtained in that Event with all resulting Consequences, including forfeiture of any related medals, points and prizes. Even if a Sanction is reduced or eliminated under Article 4.10 below, such reduction or elimination shall under no circumstances reverse the automatic Disqualification of Individual Results mandated by this Article 4.9.

G4.10. Sanctions

G4.10.1. Disqualification of Results in the Event during which an EAD Rule Violation Occurs

The following Rules relating to the Disqualification of results will apply:

- G4.10.1.1. At Events organized under the jurisdiction of FEIF:
An EAD Rule violation occurring during or in connection with an Event shall lead to Disqualification of all of the Person Responsible's individual results obtained in that Event, with any and all Horses with which the Person Responsible competed, with all consequences, including forfeiture of all medals, points and prizes, except as provided in Article 4.10.1.4.



- G4.10.1.2. At Events other than those listed above: an EAD Rule violation occurring during or in connection with an Event may lead to Disqualification of all of the Person Responsible's individual results obtained in that Event, with any and all Horses with which the Person Responsible competed, with all consequences, including forfeiture of all medals, points and prizes, except as provided in Article 4.10.1.4. Where applicable, consequences to teams will take place as provided in Article 4.11).
- G4.10.1.3. Notwithstanding the above, for all Events, including but not limited to Events organized under the jurisdiction of FEIF, exceptional circumstances may be considered. Generally, and subject to 4.10.1.4 and 4.10.1.5 below, all Results from Competitions in which the Person Responsible or Horse participated prior to Sample collection shall be disqualified unless it can be demonstrated that such Results were not likely to have been affected by the EAD Rule violation.
- G4.10.1.4. If the Person Responsible establishes that he bears No Fault or Negligence for the EAD Rule violation, the Person Responsible's individual results in the other Competitions shall not be Disqualified unless the Person Responsible's results in Competitions other than the Competition in which the EAD Rule violation occurred were likely to have been affected by the Person Responsible's EAD Rule violation.
- G4.10.1.5. In addition, the Person Responsible's Horse may also be Disqualified from the entire Event with all Consequences, including forfeiture of all medals, points, and prizes even if earned while being ridden by someone other than the Person Responsible, if the Horse's results in Competitions other than the Competition in which the EAD Rule violation occurred were likely to have been affected by the EAD Rule violation.

G4.10.2. Ineligibility and Fine for Presence, Use or Attempted Use or Possession of Banned Substances and Banned Methods

- G4.10.2.1. The Sanction imposed for a violation of Article 4.2.1 (presence of a Banned Substance or its Metabolites or Markers), Article 4.2.2 (Use or Attempted Use of a Banned Substance or a Banned Method) or Article 4.2.6 (Possession of a Banned Substance or a Banned Method) shall be as follows unless the conditions for eliminating, reducing, or increasing the Sanction provided in 4.10.4 or 4.10.5 are met. First Violation: Two (2) years Ineligibility; a Fine of CHF 15,000 unless fairness dictates otherwise, and appropriate legal costs. Multiple Violations: As set forth in Article 4.10.6 below.

G4.10.3. Ineligibility for Other Rule Violations

The Sanction for EAD Rule violations other than as provided in Articles 4.9, 4.10.1 and 4.10.2 above shall be as follows:

- G4.10.3.1. For violations of Article 4.2.3 (Refusing or Failing without compelling justification to Submit to Sample collection or to comply with all Sampling procedure requirements including signing the Sampling form or otherwise evading Sample collection), Article 4.2.4 (Tampering or Attempted Tampering with any part of Doping Control), Article 4.2.5 (Administration or Attempted Administration of a Banned Substance), Article 4.2.6 (Possession of Banned Substances or Banned Methods) or Article 4.2.8 (Assisting, encouraging, aiding, abetting, covering up or any other type of complicity involving an EAD



Rule violation or any Attempted EAD Rule violation.) the Sanction shall be as set forth in Articles 4.9 and 4.10.2 above, unless the conditions for eliminating, reducing or increasing the Sanction provided in Articles 4.10.4 or 4.10.5 are met.

- G4.10.3.2. For violations of Article 4.2.7 (Trafficking or Attempted Trafficking), the period of Ineligibility imposed shall be a minimum of four (4) years up to lifetime Ineligibility unless the conditions provided in Article 4.10.4 are met. A Fine of CHF 25,000 shall also be imposed, unless fairness dictates otherwise, along with appropriate legal costs. In addition, significant violations of Articles 4.2.7 or 2.8 which may also violate non-sporting laws and regulations shall be reported to the competent administrative, professional or judicial authorities.

G4.10.4. Elimination or Reduction of Period of Ineligibility Based on Exceptional Circumstances

- G4.10.4.1. **No Fault or Negligence**
If the Person Responsible and/or member of the Support Personnel (where applicable) establishes in an individual case that he bears No Fault or Negligence for the EAD Rule violation, the otherwise applicable period of Ineligibility and other Sanctions (apart from Article 4.9) may be eliminated in regard to such Person. When a Banned Substance or its Metabolites or Markers is detected in a Horse's Sample in violation of Article 4.2.1 (presence of a Banned Substance), the Person Responsible and/or member of the Support Personnel (where applicable) must also establish how the Banned Substance entered the Horse's system in order to have the period of Ineligibility and other Sanctions eliminated. In the event this Article is applied and the period of Ineligibility otherwise applicable is eliminated, the EAD Rule violation shall not be considered a violation for the limited purpose of determining the period of Ineligibility for multiple violations under Article 4.10.6 below.
- G4.10.4.2. **No Significant Fault or Negligence**
If a Person Responsible and/or member of the Support Personnel (where applicable) establishes in an individual case that he bears No Significant Fault or Negligence, then the otherwise applicable period of Ineligibility and other Sanctions (apart from Article 4.9) may be reduced in regard to such Person, but the reduced period of Ineligibility may not be less than one-half of the period of Ineligibility otherwise applicable. If the otherwise applicable period of Ineligibility is a lifetime, the reduced period under this Article may be no less than eight (8) years. When a Banned Substance or its Metabolites or Markers is detected in a Horse's Sample in violation of Article 4.2.1 (presence of a Banned Substance or its Metabolites or Markers), the Person alleged to have committed the EAD Rule violation must also establish how the Banned Substance or its Metabolites or Markers entered the Horse's system in order to have the period of Ineligibility reduced.
- G4.10.4.3. **Substantial Assistance in Discovering or Establishing EAD Rule Violations**
The FEIF Disciplinary Board may, prior to a final appellate Decision under Article 4.12 below or the expiration of the time to appeal, suspend a part or all of the period of Ineligibility imposed in an individual case where the Person Responsible and/or member of the Support Personnel has provided Substantial Assistance to FEIF, criminal authority or professional disciplinary body which results in FEIF discovering or establishing an EAD Rule violation



by another Person or which results in a criminal or disciplinary body discovering or establishing a criminal offence or the breach of professional Rules by another Person. Such Substantial Assistance must be independently corroborated in order to reduce the period of Ineligibility and under no circumstance should it amount only to blaming another Person or entity for the alleged EAD Rule violation. The extent to which the otherwise applicable period of Ineligibility may be suspended shall be based on the seriousness of the EAD Rule violation committed and the significance of the Substantial Assistance provided in an effort to promote drug-free equestrian sport. In any event, no more than three-quarters of the otherwise applicable period of Ineligibility may be suspended. If the otherwise applicable period of Ineligibility is a lifetime, the non-suspended period under this section must be no less than eight (8) years. If the FEIF Disciplinary Board subsequently reinstates any part of the suspended period of Ineligibility because the Person Responsible and/or member of the Support Personnel has failed to provide the Substantial Assistance which was anticipated, the Person Responsible and/or member of the Support Personnel may appeal the reinstatement pursuant to Article 4.12.2.

- G4.10.4.4. Admission of an EAD Rule Violation in the Absence of Other Evidence: Where a Person Responsible and/or member of the Support Personnel voluntarily admits the commission of an EAD Rule violation before having received Notice of a Sample collection which could establish an EAD Rule violation (or, in case of an EAD Rule violation other than Article 4.2.1, before receiving first Notice of the admitted violation pursuant to Article 4.7) and that admission is the only reliable evidence of the violation at the time of admission, then the period of Ineligibility may be reduced, but not below one half of the period of Ineligibility otherwise applicable.
- G4.10.4.5. Where a Person Responsible and/or member of the Support Personnel Establishes Entitlement to a Reduction in Sanction Under More than One Provision of this Article: If the Person Responsible and/or member of the Support Personnel establishes entitlement to a reduction or suspension of the period of Ineligibility under two (2) or more of Articles 4.10.4.2, 4.10.4.3 and 4.10.4.4, then the period of Ineligibility may be reduced or suspended, but not below one quarter of the otherwise applicable period of Ineligibility.

G4.10.5. Aggravating Circumstances Which May Increase the Period of Ineligibility

If FEIF establishes in an individual case involving an EAD Rule violation other than violations under Article 2.7 (Trafficking or Attempted Trafficking) that aggravating circumstances are present which justify the imposition of a period of Ineligibility greater than the standard sanction, then the period of Ineligibility otherwise applicable shall be increased up to a maximum of four (4) years unless the Person Responsible and/or member of the Support Personnel can prove to the comfortable satisfaction of the Hearing Panel that he did not knowingly commit the EAD Rule violation. The Person Responsible and/or member of the Support Personnel can avoid the application of this Article by admitting the EAD Rule violation as asserted promptly after being confronted by FEIF with the EAD Rule violation.



G4.10.6. Multiple Violations

- G4.10.6.1. Second EAD Rule Violation following an EAD Rule and/or ECM Rule Violation
For the Person Responsible's and/or member of the Support Personnel's first EAD Rule violation, the period of Ineligibility is set forth in Articles 4.10.2 and 4.10.3 (subject to elimination, reduction, or suspension under Article 4.10.4 or to an increase under Article 4.10.5). For a second EAD Rule violation, the period of Ineligibility shall be increased by the Hearing Panel, taking into account the respective severity of both EAD Rule violations involved and the circumstances of the particular case. The period of Ineligibility shall be a minimum of eight (8) years up to a lifetime Ineligibility if, alternatively, (i) both EAD Rule violations were or should be sanctioned by the standard sanction of two (2) years under Articles 4.10.2 or 4.10.3.1, or (ii) at least one of the two EAD Rule violations was or should be sanctioned by an aggravated Sanction under Article 4.10.5 or by a Sanction under Article 4.10.3.2. In all other cases, the Ineligibility period shall be within the range of one (1) year to eight (8) years.
Where a Person Responsible and/or member of the Support Personnel is found to have committed an EAD Rule violation after having committed an ECM Rule violation, this may be considered as a factor in determining aggravating circumstances under Article 4.10.5 above.
- G4.10.6.2. Application of Articles 4.10.4.3 and 4.10.4.4 to Second EAD Rule Violation
Where a Person Responsible and/or member of the Support Personnel who commits a second EAD Rule violation establishes entitlement to suspension or reduction of a portion of the period of Ineligibility under Article 4.10.4.3 or Article 4.10.4.4 above, the Hearing Panel shall first determine the otherwise applicable period of Ineligibility and then apply the appropriate suspension or reduction of the period of Ineligibility. The remaining period of Ineligibility, after applying any suspension or reduction under Articles 4.10.4.3 and 4.10.4.4 above, must be at least one-fourth of the otherwise applicable period of Ineligibility.
- G4.10.6.3. Third EAD Rule Violation following two EAD Rule Violations, two ECM Rule Violations or an EAD Rule and an ECM Rule Violation
A third EAD Rule violation will always result in a lifetime period of Ineligibility, except if the third violation fulfils the condition for elimination or reduction of the period of Ineligibility under Article 4.10.4. In these particular cases, the period of Ineligibility shall be from eight (8) years to a lifetime period of Ineligibility. Where a Person Responsible and/or member of the Support Personnel is found to have committed an EAD Rule violation after having committed
a) an EAD Rule violation and an ECM Rule violation or
b) two ECM Rule violations,
this will be considered as a factor in determining aggravating circumstances under Article 4.10.5 above.
- G4.10.6.4. Additional EAD Rules for certain Potential Multiple Violations
For purposes of imposing sanctions under Article 4.10.6, an EAD Rule violation will only be considered a further violation if FEIF can establish that the Person Responsible and/or member of the Support Personnel (where applicable) committed the prior violation after he received Notice of the earlier violation pursuant to Article 4.7 (Results Management), or after FEIF made reasonable efforts to give Notice of the earlier violation.
If FEIF cannot establish this, the violations shall be considered together as one single first violation, and the Sanction imposed shall be based on the violation that carries the more severe sanction. However, the occurrence of multiple violations may be considered as a factor in determining aggravating



circumstances under Article 4.10.5.

If, after the resolution of a first EAD Rule violation, FEIF discovers facts involving an EAD Rule violation by the Person Responsible and/or member of the Support Personnel which occurred prior to Notification regarding the first violation, then the FEIF Disciplinary Board shall impose an additional Sanction based on the Sanction that could have been imposed if the further violations would have been adjudicated at the same time. Results in all Competitions dating back to the earlier EAD Rule violation will be disqualified as provided in Article 4.9 and 4.10.1. To avoid the possibility of a finding of aggravating circumstances (Article 4.10.5) on account of the earlier-in-time but later-discovered violation, the Person Responsible and/or member of the Support Personnel must voluntarily admit the earlier EAD Rule violation on a timely basis after Notice of the violation for which he or she is first charged. The same rule shall also apply when FEIF discovers facts involving another prior violation after the resolution of a second EAD Rule violation.

- G4.10.6.5. Multiple EAD Rule and/or ECM Rule Violations During an Eight-Year Period For purposes of Article 10.6, each EAD Rule/ECM Rule violation must take place within the same eight (8) year period in order to be considered multiple violations or to be considered as aggravating circumstance.
- G4.10.6.6. Violations involving both a Controlled Medication Substance or Method and a Banned Substance or Method
Where a Person Responsible and/or member of the Support Personnel based on the same factual circumstances is found to have committed a violation involving both (a) Controlled Medication Substance(s) or (a) Controlled Medication Method(s) under the ECM Rules and (a) Banned Substance(s) or (a) Banned Method(s) under these EAD Rules, the Person Responsible and/or member of the Support Personnel shall be considered to have committed one EAD Rule violation and the Sanction imposed shall be based on the Banned Substance or Banned Method that carries the most severe Sanction. The occurrence of multiple substances or methods may be considered as a factor in determining aggravating circumstances under Article 4.10.5 above.

G4.10.7. Disqualification of Results in Competitions Subsequent to Sample Collection or Commission of an EAD Rule Violation

In addition to the automatic Disqualification of the results in the Event/the Competition which produced the positive Sample under Article 9 (Automatic Disqualification of Results), all other competitive results obtained from the date a positive Sample was collected, or other EAD Rule violation occurred, through the commencement of any Provisional Suspension or Ineligibility period, shall, unless fairness requires otherwise, be Disqualified with all of the resulting consequences including forfeiture of any medals, points and prizes.

- G4.10.7.1. As a condition of regaining eligibility after being found to have committed an EAD Rule violation, the Person Responsible and/or member of the Support Personnel must first repay all prize money forfeited under this Article and any other fines and/or costs attributed to the violation which have been ordered by the FEIF Disciplinary Board or otherwise accepted by the Person Responsible.

G4.10.8. Commencement of Ineligibility Period

Except as provided below, the period of Ineligibility imposed on any Person or Horse shall start on the date of the Decision providing for Ineligibility or any other date specified by the FEIF Disciplinary Board in its decision.



- G4.10.8.1. **Delays Not Attributable to the Person Responsible or member of the Support Personnel**
Where there have been substantial delays in the hearing process or other aspects of Doping Control not attributable to the Person Responsible and/or member of the Support Personnel alleged to have committed the EAD Rule violation, the Hearing Panel may start the period of Ineligibility at an earlier date commencing as early as the date of Sample collection or the date on which another EAD Rule violation last occurred.
- G4.10.8.2. **Timely Admission**
Where the Person Responsible and/or member of the Support Personnel (where applicable) promptly (which, for the Person Responsible, in all circumstances, means before the Person Responsible competes again) admits the EAD Rule violation after being confronted with the EAD Rule violation by FEIF, the period of Ineligibility may start as early as the date of Sample collection or the date on which another EAD Rule violation last occurred. In each case however where this Article is applied, the Person who committed the EAD Rule violation shall serve at least one-half of the period of Ineligibility going forward from the date Ineligibility is imposed or accepted.
- G4.10.8.3. If a Provisional Suspension is imposed and respected by the Person Responsible and/or member of the Support Personnel, or Horse, then a credit shall be received for such period of Provisional Suspension against any period of Ineligibility which may ultimately be imposed as determined by the FEIF Disciplinary Board.
- G4.10.8.4. If a Person Responsible and/or member of the Support Personnel voluntarily accepts a Provisional Suspension in writing for himself, herself or the Horse, and thereafter refrains from participating in equestrian activities, such Person or Horse shall receive a credit for such period of voluntary Provisional Suspension against any period of Ineligibility which may ultimately be imposed. A copy of the voluntary Provisional Suspension shall be provided promptly to each party entitled to receive Notice of a potential EAD Rule violation. If a Provisional Suspension is voluntarily accepted, it can only be lifted by Decision of the FEIF Disciplinary Board.
- G4.10.8.5. No credit against a period of Ineligibility shall be given for any time period before the effective date of the Provisional Suspension or voluntary Provisional Suspension regardless of whether the Person alleged to have committed the EAD Rule violation elected not to compete or was suspended by his team.

G4.10.9. Status During Ineligibility

- G4.10.9.1. **Prohibition Against Participation during Ineligibility**
No Horse, Person Responsible and/or member of the Support Personnel who has been declared Ineligible may, during the period of Ineligibility, participate in any capacity at an Event, or in a Competition or activity that is authorised or organised by FEIF or any National Member Association or be present at an Event (other than as a spectator) that is authorised or organised by FEIF or any National Member Association, or participate in any capacity at an Event authorised or organised by any international or national-level Event organisation. In addition, for any EAD Rule violation, some or all of sport related financial support or other sport-related benefits received by such Person Responsible and/or Support Personnel may be withheld by FEIF and/or its National Member Associations. A Horse subject to a period of Ineligibility shall remain subject to Testing.
In addition, any Person Responsible and/or member of the Support Personnel



or Horse subject to Ineligibility under Article 10 may also be banned from any venues where FEI competitions are taking place, whether or not the Person Responsible or member of the Support Personnel is registered with FEIF.

- G4.10.9.2. **Violation of the Prohibition of Participation During Ineligibility**
Where a Person Responsible and/or member of the Support Personnel who has been declared Ineligible or whose Horse has been declared Ineligible violates the prohibition against participation or attendance during Ineligibility described in Article 4.10.9.1 above, the results of any such participation shall be Disqualified and the period of Ineligibility which was originally imposed shall start over so that the entire period of Ineligibility must be served again from the beginning as of the date of the last violation committed. The new period of Ineligibility may be reduced under Article 4.10.4.2 above if the Person Responsible and/or member of the Support Personnel establish that he bears No Significant Fault or Negligence for violating the prohibition against participation or attendance. In addition, further sanctions may be imposed if appropriate. The determination of whether any Person has violated the prohibition against participation or attendance, and whether a reduction under Article 4.10.4.2 above or any other sanctions are appropriate, shall be made by the FEIF Disciplinary Board.

G4.11. Consequences to Teams

- a) If a member of a team is found to have committed a violation of these EAD Rules during an Event where a team ranking is based on the addition of individual results, the results of the Person Responsible may be Disqualified in all Competitions and will be subtracted from the team result, to be replaced with the results of the next applicable team member. If by removing the Person Responsible's results from the team results, the number of Athletes counting for the team is less than the required number, the team shall be eliminated from the ranking.
- b) Notwithstanding the above, for all Events, exceptional circumstances may be considered.

G4.12. Appeals

G4.12.1. Decisions Subject to Appeal

Decisions made under these EAD Rules may be appealed as set forth below in Article 4.12.2 through 4.12.3. Such Decisions shall remain in effect while under appeal unless the appellate body orders otherwise.

G4.12.2. Appeals from Decisions Regarding EAD Rule Violations, Consequences, and Provisional Suspensions

The following Decisions may be appealed exclusively as provided in this Article 4.12.2

- a Decision that an EAD Rule violation was committed;
- a Decision imposing consequences for an EAD Rule violation;
- a Decision that no EAD Rule violation was committed;
- a Decision that an EAD Rule violation proceeding cannot go forward for procedural reasons (including, for example, exceeding the Statute of Limitations);
- a Decision under Article 4.10.9.2 (Violation of the Prohibition of Participation during Ineligibility);



- a Decision that FEIF or a National Member Association lacks jurisdiction to rule on an alleged EAD Rule violation or its consequences;
- a Decision by any National Member Association not to bring forward an Adverse Analytical Finding or an Atypical Finding as an anti-doping violation, or a Decision not to go forward with an anti-doping violation; and
- a Decision to impose a Provisional Suspension as a result of a Preliminary Hearing or otherwise, in violation of Article 4.7.4; the only Person that may appeal from a Provisional Suspension is FEIF or the Person upon whom or upon whose Horse the Provisional Suspension is imposed.

G4.12.2.1. In all cases arising the Decision may be appealed exclusively to the FEIF Arbitration Council in accordance with the provisions applicable before the FEIF Arbitration Council.

G4.12.2.2. In cases under Article 4.12.2.1, the following parties shall have the right to appeal to the FEIF Arbitration Council:

- (a) the Person Responsible and/or member of the Support Personnel who is the subject of the Decision being appealed, or the Horse Owner, where its Horse is subject to Provisional Suspension or Ineligibility;
- (b) the other party to the case in which the Decision was rendered;
- (c) FEIF;
- (d) the National Member Association of the Person who is the subject of the Decision being appealed; and
- (e) the International Olympic Committee or International Paralympic Committee, as applicable, where the Decision may have an effect in relation to the Olympic Games or Paralympic Games, including Decisions affecting eligibility for the Olympic Games or Paralympic Games.

G4.12.3. Time for Filing Appeals

The time to file an appeal to the FEIF Arbitration Council shall be thirty (30) days from the date of Receipt of the Hearing Panel Decision by the appealing party. The above notwithstanding, the following shall apply in connection with appeals filed by a party entitled to appeal but which was not a party to the proceedings having led to the Decision subject to appeal:

- a) Within ten (10) days from Notice of the Decision, such party/ies shall have the right to request from the Hearing Panel having issued the Decision a copy of the file on which it relied; a failure to make such request shall however not preclude such party from appealing to the FEIF Arbitration Council within the time period set forth above; and
- b) If such a request is made within the ten (10) day period, then the party making such request shall have thirty (30) days from receipt of the file to appeal to the FEIF Arbitration Council.

G4.13. Application, Reporting and Recognition

G4.13.1. Application of FEIF EAD Rules

When National Equine Anti-Doping Rules apply, they shall specifically incorporate Articles 4.2, 3, 4, and 4.8.2 of these EAD Rules into their anti-doping regulations and enforce them against their members, unless doing so would contravene any applicable national law. With regards to the other Articles of these EAD Rules, National Member Associations, to the extent they do not wish to incorporate them, shall adopt corresponding provisions which embody similar concepts and principles, especially with respect to Article 4.10.



G4.13.2. Statistical Reporting

National Member Associations shall report to FEIF at the end of every year aggregated and anonymous results of all Doping Controls within their jurisdiction. FEIF may periodically publish Testing data received from National Member Associations as well as comparable data from Testing under FEIF's jurisdiction.

G4.13.3. Public Disclosure

- G4.13.3.1. Neither FEIF or its National Member Association shall publicly identify Horses or Persons Responsible whose Horses' Samples have resulted in Adverse Analytical Findings, or Persons Responsible and/or members of the Support Personnel who were alleged to have otherwise violated these Rules, until the earlier of completion of the administrative review and Notification described in Articles 7.1.2 and 7.1.3 above or the start of the Provisional Suspension of the Person alleged to have violated the EAD Rule. Once a violation of these EAD Rules has been established, it shall be publicly reported in an expeditious manner via the FEIF website at the discretion of FEIF. If the Person Responsible and/or member of the Support Personnel or the National Member Association of any such Person makes information concerning an EAD Rule violation or alleged EAD Rule violation public prior to release of this information on the Case Status Table, FEIF may comment on such public information or otherwise publicly report the matter.
- G4.13.3.2. In any case where it is determined, after a hearing or appeal, that the Person Responsible and/or member of the Support Personnel did not commit an EAD Rule violation, the Decision may be disclosed publicly only with the consent of the Person who is the subject of the Decision. FEIF shall use reasonable efforts to obtain such consent, and if consent is obtained, shall publicly disclose the Decision in its entirety or in such redacted form as such Person and FEI may jointly approve.
- G4.13.3.3. Neither FEIF, any National Member Association, any FEI approved Laboratory, or any official of any of the above, shall publicly comment on the specific facts of a pending case (as opposed to a general description of process and science), except in response to public comments attributed to the Person Responsible and/or member of the Support Personnel or their representatives.

G4.13.4. Recognition of Decisions by National Member Associations

Any Decision of FEIF regarding a violation of these EAD Rules shall be recognised and enforced by all National Member Associations (including with respect to National Events) and National Member Associations shall take all necessary action to implement any and all ramifications relating to such Decisions. Failure to do so may be considered a violation of these EAD Rules and FEIF Statutes.

G4.14. Statute of Limitations

No action may be commenced under these EAD Rules against a Person Responsible and/or member of the Support Personnel for an EAD Rule violation unless such action is commenced within eight (8) years from the date the violation is asserted to have occurred.



G4.15. Amendment and Interpretation of EAD Rules

- G4.15.1. These EAD Rules may be amended from time to time by FEIF in accordance with the relevant Rules and Regulations of FEI
- G4.15.2. Except as provided in Article 4.15.5 EAD Rules, these EAD Rules shall be interpreted as an independent and autonomous text and not by reference to existing law or statutes. Nothing herein shall be interpreted to supplant the applicability of national laws to national events.
- G4.15.3. The headings used for the various parts and Articles of these EAD Rules are for convenience only and shall not be deemed part of the substance of these EAD Rules or to affect in any way the language of the provisions to which they refer.
- G4.15.4. The Introduction, Appendix 1 Definitions, the Equine Prohibited Substances List, and FEIF List of Approved Laboratories, shall all be considered integral parts of these EAD Rules.
- G4.15.5. These EAD Rules have been adopted pursuant to the FEIF Statutes and General Regulations and shall be interpreted, where applicable, in a manner that is consistent with applicable provisions of these Statutes and General Regulations as well as other FEIF Rules and Regulations including but not limited to the Veterinary Regulations, the Internal Regulations of the FEIF Disciplinary Board, the Procedural Rules of the FEIF Disciplinary Board, the FEI Standard for Laboratories and the various FEIF Rules. In the event of conflict with the Statutes or the General Regulations, the Statutes and the General Regulations shall apply, subject however, to the application by the FEIF Disciplinary Board of the legal principle of *lex specialis derogat legi generali* which provides that a specific provision should govern over a general provision. In the event of conflict with any other Rules or Regulations, these EAD Rules shall apply.
- G4.15.6. The time limits fixed under the present EAD Rules shall begin from the day after which Notification by FEIF is received. Official holidays and non-working days are included in the calculation of time limits. The time limits fixed under the present EAD Rules are respected if the communications by the parties are sent before midnight on the last day on which such time limits expire. If the last day of the time limit is an official holiday or a non-business day in the country where the Notification has been made, the time limit shall expire at the end of the first subsequent business day.



G5. Events

G5.1. FEIF organised events – general explanation

FEIF Events are events that are approved by the Board of FEIF, organized in accordance with the current Rules of FEIF, open for a wide international audience, and meeting high standards in terms of quality, organization and horse welfare. FEIF Events give participants a high quality experience. The FEIF logo must be prominently displayed at a FEIF Event, and in all promotional information used for the event.

Absolutely required

- FEIF logo with reference to the FEIF web site in all communication
- Following FEIF rules whenever applicable
- (Also) Information in English, both before and at the event
- Explicit information for foreign audience, with recognisable information about identifiable riders and their performance

Where appropriate:

- Entrance check on all horses involved in accordance to our veterinary Rules
- Fit-to-compete check
- Exit checks on horses leaving the track
- Doping checks on 10% of the horses, in accordance with FEIF Rules
- All officials should adhere the Code of Ethics

G5.2. World Championships

The goal of the World Championships is to organize a large-scale event, which gives people an opportunity to enjoy the Icelandic horse culture and lifestyle. This means to organize World Championships where horse welfare comes first and we connect Icelandic horse culture, lifestyle, enjoyment and passion with the local atmosphere. An event that promotes and improves the recognition of the pure bred Icelandic horse. All actions concerning World Championships need to be in line not only with the letter of the Rules, but also with the spirit of this goal.

The World Championships for Icelandic horses are organized every second year in the name of FEIF, preferably in the beginning of August. World Championships include Sport Competitions and an international Breeding Show, run according to the applicable sport and breeding Rules.

G5.3. Other Icelandic horse events

G5.3.1. Mid European Championships

Countries eligible to participate in the Mid-European Championships are Austria, Belgium, Germany, Great Britain, France, Italy, Luxembourg, the Netherlands, Slovenia and Switzerland. The event is organized every second year under the responsibility of the Mid-European committee and the organizer, being selected by the committee upon application by the countries willing to organize it and under approval of the countries eligible to participate. Every country may send a certain number of participants. The intention of the event is to offer high class sports event for individual riders and National teams following FEIF's Rules and Regulations. The eligible countries decide every two years about the tests and the age classes.



G5.3.2. Nordic Championships

Countries eligible to participate in the Nordic Championships are the Nordic countries Iceland, Finland, Sweden, Norway, Denmark, and Faroe Islands. The event is organized every second year under the responsibility of the responsible country. The right to apply as organizer for the Nordic Championships is defined (Finland – Sweden – Denmark – Norway). The Nordic Championships follow FEIF's Rules and Regulations and offer a high class sport event for individual riders. The tests are the same as at the World Championships and are judged for senior and junior classes.

G5.3.3. WorldRanking event

The FEIF WorldRanking is a system to compare results of riders of pure-bred Icelandic horses at selected sport events all over the world with each other. FEIF started the WorldRanking in 1995. It is a continuous system: every day a new ranking list is computed. The riders' position in the ranking lists may vary per day! Riders can check what events do count for the FEIF WorldRanking and what marks they did get at any WorldRanking event.

Any FEIF member association may organise WorldRanking events. FEIF grants WorldRanking status to events following an application available from and described on the FEIF website. WorldRanking events are considered international horse competitions and are conducted following FEIF's Rules and Regulations. Additional national or local tests may be offered at WorldRanking events. These tests are not defined in FEIF's Sport Rules but should be conducted following the General Rules.

G5.3.4. FEIF breeding show

In breeding shows, horses should first be judged for conformation, (after they have been measured) and after that for riding abilities. When all horses in the show have been judged there is a second ridden assessment in which all horses judged for riding abilities may participate. In breeding shows that last a whole week or longer it is allowed to arrange the second ridden assessment over more than one day.



G6. World Championships - Approved Information

G6.1. Guidelines for organisers

World Championships are organised in the name of FEIF and FEIF is thus responsible for the way in which they are carried out. The board of FEIF sets these Rules. The World Championships are held in the various member countries in turn so that countries, which have not yet organised a European or World Championship, will have preference over those who already have. It will not be possible to have a World Championship in non-European member countries.

The Organising Committee is responsible for the practical organisation of the event and decides on the date, place and programme.

The FEIF logo must be included in the World Championships logo and be included on the medals.

The following directives have been set up:

G6.1.1. General

1. The Board of FEIF decides 4 years in advance which country will host the World Championships. The Board of FEIF may enter into an agreement with a third-party to organise the World Championships if no member association is willing to take on the task.
2. If the host country takes responsibility, the association of the host country then has two years in which to set up an organising committee (OC) and to decide on the time and place for the event.
3. At least two years in advance the Organising Committee will inform all FEIF members as well as the board about the time and place for the event.
4. The OC will then set up a secretariat that is able to handle all enquiries in English and which will assist with problems associated with participation and attendance at the World Championships.
5. The chairman of the OC, who will also be the Director of the World Championships, must be selected and his name made public at least one year in advance.
6. FEIF maintains a written manual to be followed during the World Championships. This document is maintained by FEIF and represents the collected experience from all past World Championships. The most recent manual, updated following the most recent World Championships, is expressly incorporated into any and all agreements for the current World Championships.
7. The OC should submit a written report on the competition to the FEIF board within one year after the World Championships are held.
8. The World Championships are carried out in accordance with the FEIF Rules and Regulations in force.
9. The competition grounds and tracks must comply with the FEIF Rules and should be prepared one year before the World Championship.
10. Local security Rules should be met, to be proven with a security plan approved by local authorities in due time.
11. The competition grounds should be easy to reach by both private transport (car) and public transport.



12. The OC will take care of all necessary contracts and agreements to allow the practical execution of the arrangement and will be responsible for its finances.
13. When videos are made of World Championships, the organisers shall ensure that FEIF is entitled to use the basic tapes after a certain time has elapsed. This means that FEIF is able to use parts of the videos to produce educational videos.

G6.1.2. Allocation of responsibilities

1. The FEIF Director of Sport is responsible for the correct management of the sport side of the competition. He must approve the tracks, the time schedule and the individual events and make certain that the World Championships are carried out according to the Rules and in the fair and friendly spirit of FEIF.
2. The FEIF Director of Breeding will direct the breeding show in co-operation with the breeding committee of the organising country.
3. The Director of the World Championships is responsible for the practical direction of the championship and must see that the programme is kept to time, that any additional shows are correctly presented and that all necessary information is given correctly and in good time.
4. The FEIF Director of Sport and FEIF Director of Breeding respectively will decide over matters that do not fall under the jurisdiction of the arbitration committee.
5. The FEIF board will decide over matters of association policies or matters involving problems of ethics or principles.

G6.1.3. Service

1. The boards of the participating associations must receive information on hotel and camping facilities as soon as possible. The camping facilities have to meet to the European standard, i.e. the camping place has to be on a grassed area with a sufficient electrical supply and adequate sanitary facilities (shower, toilets, etc.)
2. After this, it is up to each member country to arrange for board and lodging for their riders, team managers, judges and other officials.
3. On the tournament ground there must be at least two sufficiently large conference rooms, for the FEIF board, the team leaders, and the judges and for other committees belonging to FEIF and/or to the World Championships.
4. For the participating teams and the group of judges there shall be hosts available to assist with practical matters and to act as an intermediary between teams, judges and the OC.

G6.1.4. Finances

1. The participants will pay no starting fees.
2. The participating countries will not have to pay for their horses' hay, grazing, straw and water. The organisers have the right to charge for the use of boxes and stables.
3. The host association must either pass 10 % of the entrance fee on to FEIF, with a minimum of € 65.000 indexed according to the rate of inflation as reported by the European Central Bank⁵ from the date the agreement is signed to the date of final

⁵ http://www.ecb.europa.eu/stats/prices/indic/forecast/html/table_hist_hicp.en.html



payment. Alternatively, the host may come to an agreement with FEIF at least 3 years before the start of the World Championships where the fee can be based upon any combination of a fixed amount or a fixed amount combined with a share in the total turnover or profit or a certain number of free tickets with VIP-access for guests invited by FEIF. However the expected outcome should be comparable to the amount remitted in comparable situations. This payment shall be remitted by September 20 just after the World Championship at the latest. A certified accountant should approve the final accounting. The price of the tickets shall be approved by FEIF.

4. In case requirements are not met and FEIF has extra costs (like for extra inspections), those costs are fully accountable to the OC.
5. In case the OC fails to meet the requirements after a warning the board of FEIF is allowed to fine the host organisation with a maximum fee of 10% of the expected license fee per event. This fee is not refundable.
6. Each participating country has the right to free entrance passes for all riders and one groom per horse. In addition, team officials (1-2 team leader(s) sport⁶; 1 team leader breeding; and 1 trainer) shall receive free passes.
7. World Championship judges will receive free passes.
8. Board members and honorary members of FEIF will receive free passes. FEIF also gets free passes for those persons who do necessary work during the World Championship in an honorary capacity.
9. Additional free passes for the press, invited guests etc. may be issued at the discretion of the organisers.

G6.1.5. Information

1. The organisers are responsible for supplying the participants with all relevant information in at least the FEIF language, English.
2. Sufficient notice boards must be available to inform not only the participants but other interested parties about changes to the programme, special events, results etc. These notice boards should also be in the centre of the competition ground and close to the tracks.
3. Withdrawals from tests and shows must be notified to the secretariat in writing and in due time on the proper form. The secretariat will then take the necessary action.
4. The speaker service should preferably be in three languages to accommodate the international audience, i.e. English, German and the national language or possibly Icelandic.

G6.1.6. Sport competitions and breeding shows

1. The following conditions have to be met:
 - a. the sport competitions and the breeding shows shall take place on tracks as described in FEIF's Rules and Regulations.
 - b. in addition to the described tracks, the organiser must provide proper facilities for warming up, a collecting ring, and easy access to collecting ring and tracks.

⁶ Sport teams with more than 7 riders including adults, young riders, and defending World Champions are entitled to a Deputy Team leader with the same rights as the Sport Team Leader.



- c. in addition to the described tracks, the organiser must provide also proper facilities for the measurement of breeding horses, shoeing check and veterinary inspections.
 - d. sufficient ring stewards should be available for:
 - inspection of equipment (preferably judges)
 - helping the speaker to keep the starting order and the time schedule
 - supplying the speaker with information about rein and sequence of gaits ridden in finals
 - informing the riders about the progress of the current test or breeding show
 - e. an appropriate space near to the oval track for the inspection of equipment must be available.
 - f. an appropriate loudspeaker system must be available; information through the loudspeaker system should also be available in the warming up area, collecting ring and preferably also in the riders' camp and stables.
 - g. every judge and his secretary must be provided with a chair and a table, and must be sheltered from sun and rain.
 - h. the same facilities shall be provided near to the tracks for the Chief Judge and the FEIF Director of Sport or the FEIF Director of Breeding.
 - i. adequate facilities for the speaker and the data centre is required.
 - j. a sufficient communication system must be available to connect the Chief Judge, head judge of the test, FEIF Director of Sport or FEIF Director of Breeding, Director of the World Championships, speaker, data centre, ring stewards and secretariat.
 - k. sufficient accommodation for the spectators is required.
2. The sport competitions and breeding shows will be carried out according to the international FEIF Rules and Regulations.
 3. The year before the World Championships an international or national sport competition should take place at the competition grounds, on which occasion the FEIF Director of Sport and the FEIF Director of Breeding or their deputies will inspect and approve the grounds.
 4. The breeding horses should be presented to the audience at times where there are sufficient spectators.

G6.1.7. Secretariat

1. An information service should be available at least one year before the start of the World Championships, including an address, telephone and telefax numbers and preferably an e-mail address.
2. The secretariat should provide proper services for participants, team leaders, officials, press and spectators.
3. Official entry forms, and forms used during the World Championships for shoeing, equipment, information for the speaker, withdrawals, etc. shall be provided by FEIF.
4. The programme must contain a list of all participating horses and their pedigrees. Horses without a proven pure-breed pedigree are not allowed to participate in the World Championship, and the pedigree must be confirmed through WorldFengur.
5. Riders, judges, team leaders, press and the FEIF board members have the right to receive a free copy of the programme including starting lists.
6. The list of results must be completed and available one hour at the latest after the close of the World Championships and shall be distributed via the FEIF website.



G6.1.8. Service for officials

1. Throughout the World Championships, officials are entitled to free meals. (The additional evening arrangements are not included in this offer.)
2. The officials shall be offered free camping and free parking.
3. The costs travelling and lodging will be shared between the organizer and participating countries under responsibility of the FEIF FEC. The organizer contributes € 20.000 (indexed for inflation according to the same procedure as the basic FEIF fee), the rest will be contributed by the participating countries, based upon the number of members per team. The costs of travel and lodging for the required meeting of the judges are included in this expense.
4. A meeting room for the judges just near the track; this room or another room to be used to change clothes and to have common meals.
5. A secretary for the judges to make minutes of meetings.
6. Computers should be tested for using inside the track.

G6.1.9. Horses

1. The participating horses must be kept in accommodation, which can be adequately partitioned by country or in separate paddocks. Horses arriving directly from Iceland must be kept in a separate stable that has been disinfected. The OC will pay for all costs of this special arrangement.
2. Current FEI Veterinary Regulations for stabling apply as far as applicable. These Rules include the availability of a treating veterinarian, qualified farrier, stabling Rules, 24-hour security system, and limited admission to the stabling area. Spectators should not have access to the stables.
3. There should be provision for keeping horses outside (grass, sand or earth corrals) permanent, minimum 5 x 5m² / horse.
4. It must be possible to drive horse trailers close to the stables and to the paddocks. Parking places for trailers and cars close to the stables.
5. No barbed wire fences may be used.
6. Facilities for having at least one person per country sleeping in the vicinity of the horses must be provided.
7. There should be arrangements for a 24-hour security in the stables.
8. Each horse has the right to a sufficient portion of good hay per day plus sufficient fresh water.
9. Participating riders have to comply with the veterinary Rules for their horses set by FEIF and the organising country.
10. The stables shall be located away from unnecessary disturbance, e.g. evening discos.
11. Training possibilities with paddock, oval track, lunging place and ideally areas for riding in the fields or forest.
12. Facilities should be available in full service until the day after the last day of the World Championships

G6.1.10. Riders

1. Riders' camp has to have a minimum space 100m² / team.
2. Sufficient toilets, showers and parking facilities in the area where the riders' camp is.



3. All local laws about security and fire Rules must be followed.
4. Access to the riders' camp should be limited.
5. Facilities should be available until the day after the last day of the World Championships

G6.1.11. Ceremonies

1. On the first day of the World Championships the national flags of the participating countries and the FEIF flag will be raised during a special ceremony specifically for this purpose.
2. The official opening ceremony shall include presentation of, and be based on, participants, team leaders and judges. The length of the ceremony should respect riders and horses.
3. The official closing ceremony shall include presentation of, and be based on, participants, team leaders and judges. The length of the ceremony should respect riders and horses.

G6.1.12. Social arrangements

1. The OC should organise on the first day of the World Championships a friendly get-together restricted to teams, team leaders and officials.
2. The OC should provide a proper space, preferably on the competition grounds, for the traditional international evening, on an evening at the beginning of the World Championships.
3. Each invitation for social events during the official World Championships days must clearly specify for whom the arrangement is intended and who is financially responsible.
4. If special dress or any team presentation is required, this must be announced in the invitation.

G6.1.13. Prizes

1. Each participating horse will receive a ribbon in the colours of the organising country, printed with the place and year of the World Championship, to be paid for by the organisers.
2. Each rider, team leader and official will receive a memento, to be paid for by the organisers.
3. The first three riders in all disciplines receive a medal (1 gold, 1 silver, 1 bronze). All participants in A and B finals will receive a token, indicating their achievement. No medals will be distributed for preliminary rounds or introductory disciplines. Medals that are not awarded shall be destroyed.
4. At the World Championships prizes in money or goods are not allowed.
5. The mementos, medals and ribbons may not be sold to the general public. The following perpetual trophies have been donated:

	ADULT Trophy donated by	YOUTH Trophy donated by
Combination: Five Gait	FEIF	FEIF
Combination: Four Gait	FEIF	FEIF
FEIF Feather Prize	FEIF	
FEIF Breeding trophy	FEIF	
FEIF Team Trophy	FEIF	
Tölt T1	IS	SE



Tölt T2	NO	DE
Four-gait V1	DK	IS
Five-gait F1	AT	GB
Pace race P1	CH	FIN
Pace test PP1	DE	FO
SpeedPass P2	US	FR
Gunnar Bjarnasson Trophy	FEIF	

The perpetual trophy is to be handed over to the winner with a miniature edition that may be retained. The donating country should supply and pay for the miniature edition.

The Gunnar Bjarnasson Perpetual Trophy shall be awarded to the organiser of the respective World Championships.

G6.1.14. Presentation of prizes

1. The presentation of prizes will be shared between members of the OC, FEIF board members and presidents of national associations. The President of FEIF shall present the medals and the perpetual trophy for the combination.
2. Additionally, the organisers may, after consultation with the FEIF board, let honorary guests or other officials present the prizes.
3. The National Anthems of the winners' countries shall be played when the trophies are presented.

G6.1.15. Public

1. Enough tribunes to seat at least 7500 people around the oval track.
2. Enough facilities to seat at least 2500 people along the pace track.
3. Enough facilities for food and beverages for 7500 people at the time.
4. Enough clean toilets.
5. Sufficient camping places and hotels within a range of 25 km

G6.1.16. Press

1. Members of the press, wishing to operate within the confines of the oval track during the World Championships, must apply to the OC secretariat in due time.
2. Accepted members of the press will get an official World Championship Press Card. They must wear this card during the World Championships.
3. Only photographers, bearing a World Championship Press Card, are allowed to enter and operate within the confines of the oval track. Access to the track will be decided by the OC under the ultimate jurisdiction of the Chief Judge.
4. Bearers of World Championship Press Cards will not pay an entrance fee.
5. A press centre with enough facilities for 75-100 journalists.
6. Access to Internet.
7. Facilities (and an appropriate camera spot and storage room) for at least one video/TV-team.



G6.1.17. Advertisements

1. Advertisements are allowed around the oval track and alongside the pace track under the following conditions:
 - the advertisements have to be on boards which must be placed at least 3 m away from the edge of the oval-track and 5 m away from the edge of the pace-track.
 - the total height from the ground of the advertising board must not be more than 100 cm.
2. The following aspects should be considered in the design of the advertising boards:
 - they should not disturb the horses and/or their riders.
 - they should not block the view of the spectators.
 - they may not be made from materials which cause a visual or auditory nuisance.
 - boards should as far as possible be of similar shape and size.
3. No advertisements are allowed within the confines of the oval track or around the edge of the dressage arena.
4. Judges, photographers and officials may not bear advertisements when working within the confines of the tracks, during the competitions.
5. Company names and/or brand names may not be used in the name of the competition.
6. Manufacturer's markings on equipment, used within the confines of the tracks by the organisers, are allowed if they don't serve an advertising purpose. However, each letter used may not be larger than 15 cm (height and width) and the diameter of logos and/or trademarks may not be more than 45 cm.
7. The organisers may inform the spectators about any relevant sponsorship in breaks and at the beginning and at the end of every discipline.
8. In the case of disagreements, caused by ambiguous interpretation of these Rules, the verdict of the FEIF board is final and binding.
9. Riders who violate these Rules will be disqualified from the World Championships.
10. Organisers who violate these Rules will be disciplined by FEIF. They will be expected to pay a fine to FEIF, which is equivalent to the estimated advertising value gained by the violation. The FEIF board will convene an ad-hoc committee to estimate the amount.

G6.1.18. Miscellaneous

1. Any agreements between FEIF and the host country not specifically mentioned in these instructions must be confirmed in writing.
2. The organisers shall find ways and means to assist the Icelandic team in selling their competition horses, which may not return to Iceland.



GENERAL RULES



G7. Eligibility of horses

G7.1. Appearance of the horse

The Icelandic horse is a unique breed with special qualities. It shall be shown respect unreservedly. The following Rules apply at all times: the natural appearance (e.g. natural growth and colour of hair) of the horse shall not be changed. Exceptions the mane and tail may be trimmed if too long and the horse may be clipped for health and welfare reasons. Hair on the muzzle, fetlocks, and inside the ears shall not be clipped. The rider shall take into account the special background and needs of the Icelandic horse, and keep the horse under as natural conditions as possible, which provide enough light, fresh air and space for free exercise.

G7.2. Handling and training of the horse:

Artificial or psychological methods to alter the natural expression of the horse are not allowed.

The training of the horse shall not include the use of mechanical equipment in order to influence movement and shape. Exceptions: the use of equipment that is generally accepted as normal and used in a way, which is generally accepted. Use of extreme weights or elastic ropes on the legs is forbidden.

Infringement of the above Rules shall be dealt with in accordance with the Rules on disciplinary measures. In cases of doubt or disagreement, the ruling of the FEIF arbitration council is final.

G7.3. The age of a horse

The January of the year of birth is valid for the age of the horse.

G7.3.1. Participating horses in breeding shows

- All horses presented at breeding shows should be well prepared, sound and fit, well fed and well turned out. Artificial methods to alter the natural expression of the horse are not allowed. If the horse is judged for riding abilities it must be at least 4 year old in the calendar year.
- All horses presented at breeding shows need to be registered in the WorldFengur database and individually marked (micro-chipped). The show staff is responsible for reading the marking and comparing it to the registration information on the horse.
- All stallions presented for judgement must have proof of parentage either by blood type or DNA analysis. All stallions presented for judgement and are born from the year 2006 must have a proof of parentage by DNA analysis on both the father and the mother
- The control/measurement of testicles shall be made by the responsible person, appointed by the show manager, and under responsibility of the judge panel. The measures for statistical reasons can be taken by one person, who is trained for the whole procedure. The measurement of testicles was described under "General health control"



G7.3.2. Participating horses in sport events

Purebred Icelandic horses aged five years and above are eligible. Proof is required in the form of the pedigree or a corresponding national certificate. Proof can be required in the form of a passport, or a corresponding certificate.

For World Championships and other international competitions, horses must be at least 6 years old.

The number of tests per horse per day is limited as follows:

- a. a 5 year-old horse, may start twice per day, not including races or cross-country (however, pace test, speed pace and pace races are permitted),
- b. a 6 year-old horse may start 3 times per day,
- c. a 7 year and older horse, may start 4 times per day,
- d. any preliminary round or final is considered to be a start,
- e. for pace test, speed pace, pace race 250m and 150m, 2 runs on one day are counted as 1 start.

It is up to the organisers to check the age of the horse. If a rider disregards this rule, and finishes an additional test, the rider should be eliminated from the test.

G7.4. Doping

FEIF follows FEI rules⁷ regarding the implementation of the Doping Regulations, for the full text valid for FEIF see chapter “4. Anti-Doping Procedures” of this document and the respective paragraphs of the FEIF Statutes. Changes of the Doping Regulations are done on Board decision after consultation with the sport and breeding departments.

In case of differences or changes the most recent version of FEI applies.

⁷ www.fei.org



G8. Tack

Saddle and bridles should suit the Icelandic horse. The following Rules apply to everywhere on the show ground for competitions and breeding events, and last for the entire duration of the competition.

G8.1. Saddles

In principle any sort of saddle or saddle pad, which is suitable for the Icelandic horse, is allowed. Permissible equipment also includes saddle cloths, front girths, cruppers and saddle supports.

G8.2. Bits and bridles

Equipment which is listed on the FEIF website under “Prohibited equipment/Breeding” and “Prohibited equipment/Sport” is not allowed.

G8.2.1. Breeding

Bridles and nosebands

- The bridle and noseband should fit well, be properly adjusted and not harm the horse.

Bits

- The bit should fit the horse and not hurt its mouth.
- The judges can allow bitless bridles if there is good reason for it.

G8.2.2. Sport

Any bit may be used as part of a bridle provided it

- is suitable for riding (i.e. not for driving horses, or any other use of horses);
- is suitable for riding Icelandic horses
- fits the horse and is used correctly;
- is not included in the list of prohibited bits as published on the FEIF website.

All bits are allowed in all tests. Nothing may be added on to bits other than smooth bit guards and chain guards, and nothing else is allowed in the horse's mouth.

Horses may be ridden in bit-less bridles, provided they fit the general requirements described above.

The Chief Judge's decision about the use of any bit or bridle at a specific event is final for that specific event.

G8.2.3. Prohibited bits and bridles

Prohibited bits and/or bridles are bits and/or bridles that are clearly designed for another purpose (such as bits for driving horses) or are part of tack designed for a different riding style/culture, or are used in way other than designed for. Only reins that go directly from the rider's hands to the correct attachment point on the bit or bit-less bridle are allowed.

In addition to this general rule FEIF maintains a list of bits and bridles that are not allowed for specific reasons. The list includes a description and a picture of the specific bits or bridles or combinations of bits and bridles. The list is published on the FEIF website.



Sport: To have a specific bit and/or bridle added to the list of prohibited bits and bridles, national Sport Leaders, members of the FEIF Sport Committee and FEIF Licensed International Sport Judges can make a proposal to the FEIF Sport Committee. A clear description, a clear picture and proper reasoning should accompany such a request. The Sport Committee will review all. The annual sport leader meeting can decide to remove bits and bridles from the list of prohibited bits and bridles.

Breeding: The annual breeding leader meeting can decide on any changes on the list of prohibited equipment.

G8.3. Shoeing

G8.3.1. Shoeing of Breeding Horses

All horses shown ridden must be shod with a full set (4) of shoes. The shoeing shall be as well done as possible and the angle of the hoof must be in line with the pastern.

- The hoof length must be natural and not exceed 8.5 cm. Exceptions to the 8.5 cm rule can be made when stick measurements at the withers are 137-144 cm. These horses are allowed a hoof length of 9.0 cm. Horses that have a stick measurement of 145 cm or more are allowed a hoof length of 9.5 cm. Maximum differences in hoof length between front feet and back feet is 1.5 cm.
- The material of all four shoes shall be identical and must not exceed the specific weight of iron. The maximum thickness of the shoes is 8.0 mm and the maximum width is 23.0 mm. All 4 shoes must be identical regarding material and with. A difference in the thickness between front and back shoes of up to 2.0 mms is allowed.
- The shoe must fit the hoof. The shoe must not extend past the lengthened natural slant of the toe wall, and at the back past the perpendicular dropped from the bulbs of the heel. The use of sole, ring or any kind of artificial material to protect or repair the hoof is not allowed.
- If studs are used, 2 ordinary studs or stud nails must be used per shoe at the heel. The studs must suit the size of shoe.
- Max. size of studs allowed is (length x width x height) 15mm x 15mm x 12mm.
- Reinforcement welds are not allowed.

G8.3.2. Shoeing of Sport Horses

G8.3.2.1. Length of hoof

The angle of the hoof must be in line with the pastern. The hoof length must be natural and not exceed 9.0 cm. Exceptions to the 9.0 cm rule can be made when a written proof (e.g. from a breeding show or a veterinarian) is shown that the horse has a stick measurement of 145.0 cm or more, in which case a length up to 9.5 cm is allowed. Any artificial lengthening is forbidden. Soles/pads/rings are permitted and not included in the measurement.

G8.3.2.2. Shoes

If horses are shod all four feet should be shod. The only shoes allowed are those that are made for the purpose of serving as a shoe on a horse. Any shoe should have an opening at the hind side. All four shoes have to be made of the same material. The material used must not exceed the specific weight of standard iron. The shoe may have a maximum thickness of 10.0 mm and width of 23.0 mm (wear and tear included), and must be of an even shape



The Chief Judge's decision about the acceptance of any shoe at a specific event is final for that specific event.

Position of the shoe

The shoe must not extend past the lengthened natural slant of the toe wall, and at the back past the perpendicular dropped from the bulbs of the heel.

Studs

Two ordinary studs per shoe, riveted, welded or screwed, one on each side of the heel of the shoe, are allowed. A stud must not exceed the measurements 15mm x 15mm x 12 mm (l x w x h) and may only have a maximum of 4 welding spots. For studs with a core, the core must not protrude more than 3 mm beyond the outer case.

Clips

Three clips of a maximum thickness of 2 mm are allowed per shoe. Clips that have been welded are not allowed.

Reinforcement welds

Reinforcement welds are forbidden.

Leather and plastic rings and soles

Leather and synthetic rings or soles of a thickness of max. 5.0 mm and following the shape of the shoe are allowed between hoof and shoe. When filling material and/or a sole is used, a shoe of max. 8.0 mm thickness is allowed, otherwise a shoe of max. 10.0 mm is allowed. Apart from the filling material only one ring or sole per foot is allowed. Reinforcements in order to support the specific function of the sole/ring are allowed.

Wedged soles are allowed, with a maximum thickness of 8.0 mm at the heels and a maximum thickness of 2.0 mm at the toe, provided the hoof is in a correct angle to the pastern and with a correct length of the toe.

A ring may have one single bridge not wider than 23.0 mm joining one side to the other. A ring is deemed to be a sole if there is any other form of connection from one side to the other.

This is also valid when the connection consists of a woven construction. Reinforcements to keep the ring in place on the shoe are allowed.

If the hoof has any filling material with or without a sole only shoes up to a maximum of 8.0 mm thick are allowed.

As soon as any material is inside the hoof (including the shoe) the rules for soles apply, even if no sole is used.

The Chief Judge's decision about the acceptance of any ring or sole at a specific event is final for that specific event.

Prohibited shoes, rings and soles

Prohibited shoes, rings or soles are shoes, rings or soles that are clearly designed for a purpose other than riding horses.

G8.3.2.3. Re-shoeing

A horse may not be re-shod once it has started its first test without the express permission of the Chief Judge.



G8.4. Additional equipment

Sport:

- The use of elastic bands to divide the manes of a horse equally is allowed in sport.
- In winter time the use of 'snow grip' (rings/soles with extra grip on the ground, to be used on slippery surfaces) is allowed for safety reasons, in addition to nails and studs as described under studs (see chapter on shoes). The ring/sole itself should fit otherwise in the description of the description of leather and plastic rings and soles.

G8.4.1. The whip

The whip must not be longer than 120 cm including the tassel. In pace races whips are forbidden. The rider can use only one whip at the time. The rule concerning whips is valid for the whole competition area, and for the entire duration of the competition.

G8.5. Protective equipment

It is not allowed to put more weight to the limbs than required for protection.

G8.5.1. Breeding shows

The total permitted weight of protective boots is 120 grams (total weight per leg of overreach boots or tendon boots) and they shall be of a dark colour, black or brown. If boots are used during the judgement of the ridden abilities the same equipment should be used throughout the presentation. If a boot falls off it should be put back on before the rider resumes the presentation.

Equipment which is listed on the FEIF website under "Prohibited equipment/Breeding" is not allowed.

G8.5.2. Sport competitions

Protective equipment above the sole of the hoof, not exceeding 250 g per leg, is allowed. The protective equipment may not be changed between entering the oval track and finishing the test.

If any part of the protective equipment falls off during the preliminary round, the rider must decide either to finish the test without this part or to retire.

Equipment which breaks or falls off during the final round, or in the preliminary rounds of five gait classes with more than one horse in the track, may be replaced at the judges' discretion, during the interval when the marks are shown, or in the five gait classes, when the horses are waiting for the pace run.

These rules are valid for the whole competition area and for the entire duration of the competition.

G8.5.2.1. Inspections

Inspection of shoes and protective equipment lies within the responsibility of the judges. If there is no mandatory shoeing check the riders should be given the opportunity of a voluntary check before the start of the competition. During the competition, Ring Stewards can check tack as each horse leaves the track after completing a test. If there is no mandatory check, there shall be a system, which randomly identifies a number of horses in accordance with the starting list. In this case one of the first three placed horses of every test



shall also be drawn out. Riders must be prepared to remove the shoes of their horses if drawn out for inspection.

Any judge in doubt as to whether there has been a breach of the shoeing or protective equipment Rules may order an inspection to be carried out. One or more judges appointed for this purpose will carry out the inspection. The rider and the judges may call on the assistance of the official farrier or veterinary surgeon. The judges decide whether the shoes or the protective equipment are complying with the Regulations. They can demand that the shoes be removed and replaced. The rider concerned has no right to claim compensation. If the official farrier removes the shoes, the cost is to be paid by the organiser; otherwise it is the responsibility of the rider concerned.

Horses with soles may be selected by judges for a check (removal of one or more soles).

Normally the same horse will not have to have its shoes removed more than once at the same competition. The shoe and sole can be replaced, but only under supervision of the head judge or his representative.

The rider concerned has no right to claim compensation. If the rider refuses to follow the judges' instruction, the horse will be disqualified from the entire competition.



G9. Tracks

All tests should take place on approved tracks, either oval track, pace track or dressage ring, according to the specific requirements of the tests. The tracks have to meet the requirements described in these rules. Next to the entrance of each track there should be an area where riders can prepare their horses and a collecting area for the combinations to start

G9.1. Breeding - Tracks and facilities

G9.1.1. Tracks for conformation judgements

Where possible, all measurements and judgements of conformation shall take place indoors (riding arena/hall). A marked track, 20-30m long and 2-3m wide, with a level surface and a fence around it, is required for the conformation judgements.

G9.1.2. Tracks for judgement of gaits/ridden abilities:

The gaits shall be shown on a straight, level track, 250m long and 4-6m wide, well fenced, but open at both ends.

The surface of the track should be identical to the surface of competition tracks, such as good oval tracks; the surface needs to be level and well compressed. It is also necessary that the track's condition be maintained throughout the whole show. Care must be taken so that traffic outside the track does not bother those showing horses on the track.

The track should be marked out prior to the start of the show and all facilities checked by the show organisers and a representative of the judges' panel.

Judges need good working facilities and a clear view of the track, about 25-40m away from the track.

G9.2. Sport - Tracks

G9.2.1. Oval track tests and details on tracks

All tests taking place on the oval track must be carried out on oval tracks, which satisfy the standard dimensions shown in the drawings in S14 (Addendum 9). When groups of riders are riding to the speaker's instructions, the time a specific section is shown shall be according to the table set by the FEIF Sport Committee and published in S11 (Addendum 5).

The track should be even and firm, 250.00 m long with an outer circumference of 271.69 m and an inner circumference of 246.56 m, and a width of 4.00 m, following the drawings included. The radius of the inner side of the curves should be 13 m, the radius of the outer side of the curves 17 m. The length of the long sides (between the curves) should be 70.44 m; the short sides (between the curves) should be 12.00 m. The fencing should be low and not disturbing horses or judges. Refer to the drawings for other measures. A gradient towards the inner side of the track (long sides and shorts sides between the curves) up to 3.75% and towards the inner side of the track in the curves up to 7.5% is allowed.

The start and end of the long sides have to be properly marked.



G9.2.2. Pace track tests and details on tracks

The track must be straight; 250 m long, even, firm and must have a width of at least 2 m per horse. The gradient over 100 m must not be more than 0,2% and there should be an approx. 8 m Starting section and an approx. 50 m slowing down section. The fencing must extend 10 m beyond the finishing line. Both sides of the track must be fenced in exactly along the edge of the track. Furthermore, one of the sides should be fenced in by a second fence approximately 5-10 m behind the first, behind which the spectators will be standing during the race. Every 50 m there must be a clearly visible, but not distracting meter marker. The Chief Judge must approve the track.

The pace test track should be straight, 210 m long, even, firm and have a width of at least 4 m. The pace track can be used for the pace test, with the appropriate markings as shown in drawings in S14.7 (Addendum 9).

G9.2.3. World Championship Tracks

The oval track must be 250.00 m long with an outer circumference of 284.21 m and an inner circumference of 246.52 m, and a width of 6.00 m, following the drawings included. A gradient towards the inner side of the track (long sides and shorts sides between the curves) up to 3.75% and towards the inner side of the track in the curves up to 7.5% is allowed. The fencing should be low and not disturbing horses or judges.

The pace track must be straight, 250 m long, even, firm and must have a width of at least 2 m per horse. The gradient over 100 m must not be more than 0,2% and there should be an approx. 8 m starting section and an approx. 50 m slowing down section. The fencing must extend 10 m beyond the finishing line. Both sides of the track must be fenced in exactly along the edge of the track. Furthermore, one of the sides should be fenced in by a second fence approximately 5-10 m behind the first, behind which the spectators will be standing during the race. Every 50 m there must be a clearly visible, but not distracting meter marker.

Next to the entrance of each track there shall be an area where riders can prepare their horses and a closed collecting area for the combinations to start.

The Director of Sport must approve the tracks and collecting area at or before the designated test event. The Chief Judge must approve the tracks and collecting area immediately before the start of the World Championships.



G10. Objections and Arbitration Rules

G10.1. General Principles

1. The decisions taken by the FEIF arbitration committee and the FEIF arbitration council concerning appeals and rulings are final.
2. In so far as jurisdiction rests with national Arbitration Committees, their decisions are final.
3. No one may be involved in any arbitral decisions, who is either directly concerned or has interests therein or is in any other way prejudiced.

The FEIF Arbitration Council is elected in accordance with Chapter 5 in the Statutes and has jurisdiction as set out therein.

Matters of doping of horses that are not dealt with by any national association or lawfully appointed competent authority can be brought to the FEIF Arbitration Council by the Board of FEIF. The Arbitration Council shall have the authority to decide in matters of doping of horses in accordance with the rules herein.

The Board of FEIF can bring matters that relate to any breach of FEIF Rules and Regulations or the FEIF statutes by an FEIF official.

All other disciplinary and arbitration matters are for the national level and handled by the national associations and under national laws and Regulations.

G10.2. Arbitration committees

For the duration of an event an Arbitration committee must be formed consisting of the following:

G10.2.1. International breeding shows

- 1) The show leader or one delegate previously appointed by him.
- 2) A member of the organising committee.
- 3) The National Breeding Leader or a person appointed to act on his/her behalf
- 4) The chief judge or one member of the committee of judges previously appointed by him.
- 5) A spokesman for the breeders who are presenting horses for the breeding assessment, elected before the start of the Breeding show. If he/she has to be substituted the breeders have to be represented by a deputy member.

G10.2.2. International sport events

- 1) The competition manager or one by delegate previously appointed by him
- 2) A member of the organisation committee
- 3) The head judge or one member of the judge staff previously appointed by him
- 4) The sport representative of the organising national association or one representative previously appointed by him
- 5) A riders' spokesman, elected before the start of the competition by those actively competing. If the riders' spokesman has to be substituted, then the rider with the second highest votes will become the spokesman's representative.



G10.2.3. World Championships

- 1) The competition manager or one representative previously appointed by him
- 2) A member of the organisation committee
- 3) The head judge or one member of the judge staff previously appointed by him
- 4) The sport or breeding representative of FEIF or a previously appointed member of the FEIF-sport or breeding committee
- 5) A rider's spokesman, elected before the start of the tournament by the Team-spokesmen (one per team). If the rider's spokesman has to be substituted, the rider with the second highest votes will become the spokesman's representative.
The appointed representatives and members may only take part in the meetings of the arbitration committee according to the general principles or if the substituted representative is prevented from attending the meeting.

Breeding arbitration committee: The Arbitration committee can never have more than 2 representatives of the same nationality in the committee.

G10.2.4. Other events

- 1) The competition manager or one delegate previously appointed by him
- 2) The head judge or one member of the judge staff previously appointed by him
- 3) A riders' spokesman, elected before the start of the competition by those actively competing. If the riders' spokesman has to be substituted, then the rider with the second highest votes will become the spokesman's representative.

G10.3. Rules of procedure for Arbitration Committees or disciplinary bodies of first instance

The following Rules specify the procedure for Arbitration Committees at the World Championships, and shall also serve as a minimum requirement for National Arbitration or disciplinary bodies of first instance in the member associations.

For the purpose of these Rules reference to arbitration committees shall also mean national disciplinary bodies of first instance.

Interested parties may submit a written complaint to the Arbitration Committee when they deem that their rights and interests have been violated. The complaint must be lodged in writing and within 24 hours⁸ of the complainant having learned, or having been able to learn, of the act or incident which he considers a violation of his rights or interests. The complaint shall provide information on the complainant, the party against which the complaint is directed, the manner of the alleged violation and the evidence supporting the complaint. The complaint may be accompanied by any documents that the complainant deems to support it. The complaint and its attachments shall be sent to the Arbitration Committee in duplicate.

The party against which the complaint is directed, or his representative, shall be informed without delay of the complaint. The Arbitration Committee shall decide on the place and time of the hearing and shall notify the parties of this on a suitable notice. The Arbitration Committee shall grant the party against which the complaint is directed, or his representative, an opportunity to express himself on the substance of the complaint and gather evidence and information. The defending party is free to either submit his observations orally or in writing. The Arbitration Committee may gather evidence and information on its own initiative and may require a report from a party if this is considered necessary for the clarification of the case. The Arbitration Committee may summon a witness of its own motion or on application by a

⁸ For objections not occurring during an active Sport or Breeding event. Objections occurring during an active event must be lodged within a 30-minute time window from the time of occurrence. (G10.3.1)



party. An application by a party for the examination of a witness shall state precisely about what facts and for what reasons the witness should be examined.

If the complainant, or his representative, fails to make an appearance at the time his complaint is brought up in the Arbitration Committee, the committee may regard his complaint as cancelled.

Proceedings before the Arbitration Committee are conducted orally. Minutes are to be taken, which should at least include the following information: Members of the Arbitration Committee, place and time of the proceedings, Parties present, Issues and decisions of the committee. Arbitration Committee hearings are public. The chief judge or president shall conduct the proceedings of the Arbitration Committee. The complainant, or his representative, shall be given a brief time to express himself on the comments from the respondent and the respondent, or his representative, shall in turn be given a brief time to express himself on the comments of the complainant.

The deliberations of the committee shall be conducted in private. Every member taking part in the deliberations shall state his opinion and the reasons for it. Decisions by the Arbitration Committee are taken on a simple majority. In the event of votes being equal, the chief judge or president will have the casting vote. The Arbitration Committee shall make a final award within 24 hours from the submission of the complaint. The decision shall be reasoned and delivered immediately in writing to the party concerned. The decision is to be delivered to the Director of the FEIF department involved and he shall inform the national representatives of the reprimands and suspensions issued. The party concerned may lodge an appeal against a decision of the Arbitration Committee imposing a suspension penalty to the Arbitration Council within a period of 2 weeks.

G10.3.1. Objections at an Event

Anyone being put at a disadvantage due to a violation of the conditions of the schedule or the Rules has the right to object; furthermore, the same applies to all judges, the organiser and the show leader. At World Championships team leaders have their own particular right of objections.

Objections to judges' decisions can only be based on the violation of Rules or the abuse of the power of discretion.

Objections must be made in writing to the organising committee up to half an hour after the occurrence, accompanied by a deposit of € 50,- or the equivalent in foreign currency.

Objections to schedules and showing procedures are to be lodged before the start of an event, or the relevant class. The deposit will be refunded, if it is decided that there are reasonable grounds for the objection.

G10.4. Appeals to the Arbitration Council

Appeals may be lodged with the Arbitration Council against decisions taken by the Arbitration Committee within 3 days of the date on which the parties involved are informed of the decision, if suspension penalties are imposed. The appellant shall deposit a sum deemed sufficient by the Arbitration Council to cover the costs of the appeal. The sum is refundable if the Arbitration Council finds in favour of the appellant.

G10.5. Appeals at national level

Appeals on decisions taken by an Arbitration Committee shall be lodged within the timeframe set out in the national Rules. Procedures on the appeal shall also be set out on the national Rules.



G10.6.Guidelines for conflicts of interest - Breeding

Nothing in these guidelines affects the validity of the result.

G10.6.1. Conflict of interest during breeding shows

Whenever any of the following circumstances occur, the judge is recommended to leave the committee during the assessment of that horse. The remaining committee is allowed to perform the assessment.

- the judge is the breeder, owner or ex-owner of the horse.
- the judge is the owner/ex-owner of the father or the mother of the horse.
- the breeder, rider, or owner is a close relative of the judge (wife/husband or living together in the equivalent relationship, child, grandchild, parent, grandparent, sister/brother, or their children).
- any other circumstances where the judge feels there is a conflict of interest that could influence the ability to perform the assessment.

G10.6.2. Disciplinary measures and objections at breeding shows

G10.6.2.1. Dismissal of the horse

A horse being presented for judgement showing dangerous behaviour shall be dismissed from the show.

- Only the judges' panel can dismiss such a horse.
- There is no right of appeal.

G10.6.2.2. Disciplinary measures against the rider or owner

Breaches of the Breeding Rules, or the code of conduct, and unfair behaviour of a rider or owner may be subject to disciplinary measures.

G10.6.2.3. Breaching Rules

Any person is guilty of a breach of the Rules, who

- brings the name of the association and/or Icelandic horse into disrepute,
- treats a horse unfairly, makes excessive demands on it or hits it,
- violates established principles of the prevention of cruelty to animals act,
- presents the horse, although the horse is suffering from an obvious infectious or contagious disease,
- makes use of any substance, which is suitable for artificially influencing the performance of a horse during its presentation, or any person attempting this use, on entering, or participating in such an event is guilty of deception or attempted deception,
- as an organiser does not fulfil those obligations imposed by the Rules,
- does not heed an arbitrational ruling.

G10.6.2.4. Types of Disciplinary Measures

- 1. warning
- 2. disqualification from further participation in a show
- 3. public reprimand (FEIF register of warnings)
- 4. suspension



G10.6.2.5. Implementation of Disciplinary Measures

1. A warning should be given in minor cases, when the offence was not committed deliberately, there were no serious consequences and no disciplinary action has previously been taken against the guilty party for the same or a similar offence.
2. Disqualification should follow when the seriousness of the offence exceeds a warning, the matter is ended through the disqualification, or the offence has occurred on more than one occasion, or was of a serious or fundamental nature.
3. A public reprimand should follow if the guilty party has already previously been disqualified several times for the same offence, or the offence was of such a serious nature, that only a reprimand can be considered. A reprimand automatically means disqualification from the show.
4. Suspension is to be imposed when the guilty party has already been reprimanded twice, or when the offence is of such a serious nature that only suspension is an adequate punishment. The duration of suspension must be in relation to the seriousness of the offence.

G10.6.2.6. Procedures

- A warning can be given by any judge.
- A public reprimand can only be given by the arbitration committee.
- A decision on suspension is the responsibility of the arbitration committee. The duration is determined by the arbitration council. The arbitration committee may make a recommendation as to the duration.

The decision of implementing disciplinary measures shall be announced to the rider, or a representative, immediately after the decision has been taken. Whenever the judges need time to clear up a case, the rider, or a representative, must be informed at once that the judges are considering disciplinary measures.

G10.6.2.7. Consequences of a disciplinary measure on the assessment result

Whenever a person who is taking part in the presentation of a horse breaches the Rules that carry a warning, or more, the scores awarded to the horse shall only become valid when the judges have considered the impact of the offence of the rider on their ability to judge the horse according to the Rules. The judges' panel may decide to set up conditions for a second presentation and assessment of the horse before the end of the show.

G10.6.2.8. Objections

Anyone being put at a disadvantage due to a violation of the conditions of the schedule or the Breeding Rules has the right to object; furthermore, the same applies to all judges, the organiser and the show leader. At World Championships team leaders have their own particular right of objections.

Objections to judges' decisions can only be based on the violation of Rules or the abuse of the power of discretion.

Objections must be made in writing to the organising committee up to half an hour after the occurrence, accompanied by a deposit of € 50,- or the equivalent in foreign currency.

Objections to schedules and showing procedures are to be lodged before the start of an event, or the relevant class. The deposit will be refunded, if it is decided that there are reasonable grounds for the objection.



G10.7. Disqualifications and Disciplinary measures Sport

G10.7.1. Scope

Rules concerning disqualification and disciplinary measures are valid for any event from the first moment the riders and/or his horse(s) enter the area of the event until the moment the rider and his horse(s) have left the event venue for the last time.

Riders are considered responsible for the horse(s) with which they are participating in any way.

G10.7.2. Register

FEIF maintains a register containing all reports of warnings and suspensions reported to FEIF as a consequence of disciplinary measures described in this chapter and those reported in accordance with the respective chapter of the Statutes.

Warnings and suspensions shall be notified to FEIF within 2 weeks after the case was concluded. The notification shall be posted verifiably in registered post before the time limit expires or sent by email. If the notification is sent by email, FEIF must confirm the receipt of the email. A copy of the notification shall be sent to the parties of the case. FEIF does not take a stand with respect to the case in question apart from ensuring that the decision was taken by a competent arbitration body of the member association in question.

G10.7.3. Measures

The following measures may be used alone or combined if the Rules are breached:

- Elimination from a class
- Warning not to be published
- Warning to be published
- Disqualification from a event
- Suspension

Disqualification from an event and suspension should always be imposed combined with a warning to be published.

G10.7.4. Disqualifications and Disciplinary measures

Breaches of the Regulations are classified and treated according to the table below. Conditions are indicated by figures as follows:

- ① If observed and marked by judges judging at the track:
 - At least 2 red cards shown: elimination from the class.
 - At least 2 yellow cards shown: warning, eventually to be published.
 A judge can show a red and a yellow card simultaneously.
- ② may be appealed to the arbitration committee
- ③ may be appealed to the arbitration council
- ④ observed by a judge or an official outside the track
- ⑤ decided by the judges' meeting at the end of the event
- ▼ after veterinary inspection only



OFFENCE	Elimination from a test	Warning - Not to be published	Warning – To be published	Disqualification from an event	Suspension
A) Rider disobeys Rules on entering the track, saluting or leaving the track.	1				
B) Rider leaves the saddle without permission.	1				
C) Rider neglects Rules for the test in which she/ he competes	1				
D) Breach of the Rules on tack	1				
E) Bringing the name of the association and/or Icelandic horse sport into disrepute		2	2	2	3
F) Unfair or brutal treatment of the horse on or outside the track	1 or 4	1 or 4 + 5	1 or 4 + 5	1 or 4	1 or 4 + 3
G) Offence against codes of conduct	1 or 4	1 or 4 + 5	1 or 4 + 5	1 or 4	1 or 4 + 3
H) Competing with a horse suffering from an infectious or contagious disease	1 or 4 + V	1 or 4 + 5 + V	1 or 4 + 5 + V	1 or 4 + V	1 or 4 + 5 + V
I) Using substance, which might artificially influence performance of horse or rider	1 or 4 + V	1 or 4 + 5 + V	1 or 4 + 5 + V	1 or 4 + V	1 or 4 + 3 + V
J) Deception, or attempted deception, entering or participating in an event	1 or 4	1 or 4 + 5	1 or 4 + 5	1 or 4	1 or 4 + 3
K) Not heeding an arbitral ruling	4			4	



G11. Addendum 1: Codex for World Championship Judges

The FEIF International Judge is an expert on competition with Icelandic horses, who must have knowledge of the principles of competition, of the FEIF Rules and Regulations and, based on his/her technical competence, is qualified to judge all FEIF International competitions including the World Championships. He/She is always representing FEIF.

As a judge at the World Championships for Icelandic Horses I acknowledge my responsibility to create a “fair play” environment where the best horse and rider should win under equitable conditions. I commit to act in accordance with the following standards:

1. I will avoid any actual or perceived conflict of interest. I will strive to have a neutral, independent and fair position towards riders, owners, trainers, organizers and other officials and integrate well into a team. Financial and/or personal interest will not influence or be perceived to influence my way of judging.
2. Activities which will lead to or may lead to a “conflict of interest” when officiating at a World Championships, include but are not limited to:
 - Training a horse/rider for more than three days in the eight months before the World Championships.
 - Acting as Team Leader of national teams at international level or being responsible/co- responsible for selecting teams and/or individuals or training riders on World Championships teams.
 - To be owner/part-owner of horses taking part in the event.
 - Being in a situation of financial dependence or gaining financial profit from owners, riders, trainers, organizers or other related organizations.
 - Having a close personal relationship with a competitor.
 - Nationalistic judging.
3. I will notify the responsible FEIF Director of possible conflicts of interest or situations that may be perceived as such.
4. During the World Championships I will be punctual and correct in the way of behavior.
5. I will be well prepared for the tests I am judging and will cooperate well with the organizer and my colleagues.
6. I will be dressed appropriately and always be aware I represent FEIF.
7. I will not use electronic communication, including mobile phones, while judging.
8. I will not consume alcohol until after the day's judging is finished.

By signing this codex I commit to these standards and am aware that FEIF and the responsible FEIF Judges Committee have the right to undertake disciplinary actions against judges who do not follow the Codex and FEIF rules. Such disciplinary actions may consist of: (1) Warning letter (2) Temporary suspension and (3) Removal from the FEIF International Judges' list.





FEIF Breeding Rules and Regulations

Valid as of April 1, 2017

Rules for Icelandic Horse Breeding Events



Contents BREEDING

B1	Introduction	81
B2	Authority	81
B1.1	Right to Appeal	82
B3	General rules	82
B3.1	Health Control.....	82
B3.1.1	Special rules for control of hereditary conditions	82
B3.2	Measurement.....	82
B3.3	Conformation	83
B3.4	Weighting proportion of each single trait	83
B3.5	Ridden Assessment.....	83
B3.5.1	Equipment Inspection	84
B3.5.2	First Assessment	84
B3.5.3	Second Assessment	84
B3.5.4	Test Riding by a Judge	84
B3.6	Results.....	85
B3.7	Assessment Certificate	85
B4	Required Staff for Breeding Shows	85
B4.1	Show Manager.....	85
B4.2	Judges	85
B4.2.1	Qualification	85
B4.2.2	Number	85
B4.2.3	Chief Judge.....	86
B4.2.4	Riding Judge.....	86
B4.3	Secretary	86
B4.3.1	Show Secretary	86
B4.3.2	Judges' Secretary	86
B4.4	Speaker	86
B4.5	Official Veterinary Surgeon.....	86
B5	Horses	87
B5.1	Eligibility	87
B5.2	Classes	87
B5.3	Starting numbers	87
B6	Breeding Shows at World Championships	88
B6.1	Eligible horses	88
B6.2	Judges' Panel	88
B6.3	Announcement of Marks.....	88
B6.4	Team leader.....	88
B6.5	Prizes.....	88
B7	Addendum 1: FEIF Recognition of Breeding Shows	89
B7.1	Application and Approval	89
B7.2	Fees.....	89



B8	Addendum 2: Breeding Goals for the Icelandic Horse	90
B8.1	General Breeding Goals	90
B8.2	Specific Breeding Goals	90
B8.2.1	Conformation in general	90
B8.2.2	Conformation in detail.....	90
B8.2.3	Ridden abilities in general.....	91
B8.2.4	Ridden abilities/gaits in detail	91
B8.3	Body Measurements.....	92
B8.4	Judging scale for individual breeding judgements	92
B9	Addendum 3: Documents and Forms	105
B9.1	FEIF Breeding Assessment Forms	105
B9.2	FEIF Breeding Assessment Certificates	105
B10	Addendum 4: International Breeding Judges	106
B10.1	Qualities and Prerequisites.....	106
B10.1.1	General.....	106
B10.1.2	Specific	106
B10.2	International Breeding Judge Seminars.....	106
B10.2.1	Seminar for active FEIF international breeding judges	106
B10.2.2	Seminar and Test to become licensed FEIF International Breeding Judge.....	106
B10.2.3	Definition of the test	107
B10.3	FEIF International Breeding Judge License.....	109
B10.3.1	The primary licence	109
B10.3.2	Extension of licence.....	109
B10.3.3	Renewal of licence.....	109
B10.3.4	Reports	109
B11	Addendum 5: Approved information	110
B11.1.1	Standard marking of tracks.....	110
B11.1.2	Position of horses during conformation assessment:	110
B11.1.3	Measurements	111
B11.1.4	Testicle check	113
B11.1.5	FEIF working rules for breeding shows	113
B11.1.6	Checklist for facilities at breeding shows	115
B11.1.7	Foal and young horse assessment.....	115



B1 Introduction

When the first people settled down in Iceland with their horses some 1000 years ago the horses were already selected. A breeding policy that emerged on the basis of need – only the best horses would be good enough - was utilised when the boats went off for Iceland. All through the years the living conditions for man and horse in Iceland have been greatly responsible for the further selection. During the last century man has interfered more and more. Today we know about assessments of breeding horses that are more than 50 years old. A unique assessment system was established in Iceland and has ever since been an example followed by breeders of other horse races. This assessment system has undergone a continuous development. The result of this development can be read about here – and seen wherever man is enjoying life together with the Icelandic horse.

FEIF was established in 1969. In 1986 the FEIF assessment system for Icelandic breeding horses was described in detail together with the breeding standard by Marit Jonsson (former President of FEIF) in co-operation with the Icelandic national horse breeding advisor of that time, Gunnar Bjarnason. A few years later Kristinn Hugason, former national horse breeding advisor in Iceland, initiated and, in 1992, finished the first book version of Icelandic breeding show rules and the scale of scoring for the different traits. Along with these two publications the interest of Icelandic horse breeding spread around the world faster than one could believe. To some extent, this increase in the breeding helped many FEIF member nation states to decide to support the goal of having only one breeding assessment system in use for Icelandic horse breeding.

In 1994 a joint declaration on the breeding of Icelandic horses was signed by FEIF and the State of Iceland, recognising Iceland as the country of origin of the Icelandic horse. This declaration ensures that the 18 FEIF member nation states outside Iceland will do their best to follow the lead of Iceland in all matters of breeding and the use of the horse. This cooperation is based on Icelandic regulation nr. 948/2002 regarding the country of origin of the Icelandic horse. According to this regulation, a advisory committee of three members, the national breeding advisor of Iceland, the FEIF Director of Breeding and chairman appointed by the agricultural minister of Iceland governs all rules concerning breeding of the Icelandic horse. This means that all changes on FIZO, accepted by the Delegates' Assembly, have to be confirmed by this board. Finally the changes need to be confirmed by the agricultural minister of Iceland in a regulation on the country of origin of the Icelandic horse.

B2 Authority

The FEIF Delegates Assembly must approve any changes made to this assessment system before they are accepted into the FEIF Rules and Regulations. The final acceptance is made by the advisory committee which is based on Icelandic regulation 948/2002 about the country of origin of the Icelandic horse.

All breeding shows must be in full accordance with the FEIF / Icelandic breeding horse assessment system. Icelandic breeding shows must be in full accordance with the Icelandic core rules (Icelandic regulation nr. 948/2002).



B1.1 Right to Appeal

Any claim of mistakes in the published official documents must be referred to the national organisation responsible for the Breeding show, which must approve the claim before it can be put forward to the FEIF Director of Breeding for a decision. The decision shall be the responsibility of the FEIF Director of Breeding.

B3 General rules

The assessment system is for judging individual horses only.

The maximum number of horses to be judged per day should not exceed 40-45.

B3.1 Health Control

The horses taking part must be free from any infectious or contagious disease and must not come from infected stock. Proof that the vaccination requirements stipulated in the schedule have been adhered to must be provided on request.

If a horse appears to the majority of the judges or to the veterinarian to be unfit to be shown (lameness, lack of fitness, doping etc.), the chief judge or the official veterinarian can order a veterinary examination to be carried out. The decision on whether the horse is fit for the showing rests with the official veterinarian.

There is no right of appeal.

B3.1.1 Special rules for control of hereditary conditions

Bone spavin

Radiographic examination of the distal tarsus is required for stallions before entering the first breeding show from the age of 5 years.

A complete radiographic examination is requested including four different projections of each hock. The radiographs are sent for central interpretation (by the same radiologist) in each country.

Information about the radiographic diagnosis will be recorded in WorldFengur.

Defects of the testicles

For stallions, the testicles are palpated and measured. The size of the testicles (scrotal width) is measured and in the case of visible difference in the size of the testicles, they are measured separately. Torsion of the testicles is noted as well as abnormalities in the consistency of the testicles.

The presence of cryptorchidism (abdominal retention or inguinal retention), scrotal width less than 8 cm and difference in the testicle size (mm³) which is equal or more than 50 % is regarded as unsound.

Information about these abnormalities will be recorded in WorldFengur.

B3.2 Measurement

- All stallions shall be measured with a measuring tape, a measuring stick and callipers at all measuring points described (see Addendum 2: Body Measurements).



- Mares and geldings shall be measured at least at the following points: A tape measurement of the circumference of the front knee and front leg, a stick measurement of the highest point at the withers, croup, depth of breast and length. Hoof length shall be measured on all horses.
- Any horse which has proven measurements in the same full year, by the presentation of an original certificate or a certified copy, may be exempt from a repeat measurement.
- All horses regardless of past measurement must have the length of the hooves measured at each show.
- Horses can only be presented for further assessments when the result of the measuring is ready.
- Riders are entitled to one helper during the measurement of the horse.

B3.3 Conformation

- The conformation is assessed when the horse is presented in hand and during the two assessments of ridden abilities. After the preliminary assessment of conformation, the rider must have enough time to prepare the horse for the assessment of its ridden abilities.
- If a horse has been fully assessed for conformation and riding, the owner can choose to use this last conformation assessment within the current calendar year. The body measurements and the conformation marks are taken from last assessment and the horse must be only shown for ridden abilities.
- Riders are entitled to one helper during the conformation judgement of the horse.

B3.4 Weighting proportion of each single trait

For calculation of the scores of each single trait and the total score

Conformation		Ridden abilities/gaits	
Head	3%	Tölt	15%
Neck, withers & shoulders	10%	Trot	7.5%
Back and hindquarters	3%	Pace	10,0%
Proportions	7.5%	Canter/gallop	4.5%
Legs (quality)	6%	Spirit	9.0%
Legs (joints)	3%	General impression	10%
Hooves	6%	Walk	4.0%
Mane and tail	1.5%		
Total:	40%		60%

B3.5 Ridden Assessment

The horses will be judged twice for ridden abilities in two separate assessments.



The qualities judged shall be processed by the judges using the “Judging scale for individual breeding judgements” (see Addendum 2). The scores shall be calculated to two decimal points using the “Weighting proportions of each single trait” (see B3.4).

B3.5.1 Equipment Inspection

Inspections of shoes, protective equipment and other equipment of the horse and rider lies with the judges. A primary check of horse's equipment is mandatory for all horses in the show and shall take place ahead of the assessments. On behalf of the judges the chief judge can delegate the responsibility of a secondary check of the equipment to one or two experienced persons after the 1st and 2nd assessment of riding abilities.

Any judge in doubt as to whether there has been a breach of the equipment rules may order an inspection to be carried out. One or more judges will carry out the inspection. The rider and the judges may call on the assistance of the official farrier or veterinary surgeon. The judges decide whether the equipment complies with the regulations. They can demand that the shoes be removed and replaced. The rider concerned has no right to claim compensation. If the rider refuses to follow the judges' instruction, the horse will be eliminated from the entire show.

B3.5.2 First Assessment

Starting Order

The starting order is drawn separately for each class.

Presentation

The rider can go a maximum of five times in each direction up and down the track, to display the ridden qualities of the horse.

B3.5.3 Second Assessment

Starting Order

Starting groups of 2-4 horses are formed based on the results of the first assessment. Horses which have received the lowest scores in the first assessment start first.

Presentation

There are 2-4 horses on the track at a time, depending on the facilities and the number of horses.

The rider can go a maximum of three times in each direction up and down the track, to display the ridden qualities of the horse.

The judges may request additional showing of a horse during the second assessment.

The judges can raise individual marks of a horse, if the horse improves its performance from the previous one. The marks cannot be lowered in the second assessment.

B3.5.4 Test Riding by a Judge

The organisers are free to decide if they want a riding judge. A riding judge will only test the spirit of the horse. For this purpose the horse shall be ridden on the track two times in each direction.

The testing is done shortly after the first riding demonstration of the horse.



B3.6 Results

All marks must be made known to the riders not later than before the second assessment of ridden abilities.

The judges' decision on the marks is final.

The results from international Breeding shows organised in accordance with the FEIF Rules and Regulations are valid in all FEIF member countries and must be registered in WorldFengur. The Registration must be confirmed by the Chief Judge within one week after the show.

B3.7 Assessment Certificate

It is optional for the organisers at the end of international breeding shows to produce the FEIF Breeding Assessment Certificate and to hand it over to the person responsible for presenting the horse for assessment.

B4 Required Staff for Breeding Shows

B4.1 Show Manager

At all breeding shows with more than 10 participants, it is necessary to appoint a Show Manager, who is responsible for running of the show in cooperation with the judging panel. In addition, it is necessary to appoint personal to control the taking of measurements, computer operators, and announcers as needed.

Specific tasks include:

- a) supervise the running of the breeding show.
- b) ensure that the communications between judges and riders work.
- c) ensure that the judges can work undisturbed.
- d) together with the chief judge, ensure that the current FEIF Rules and Regulations are upheld.

B4.2 Judges

B4.2.1 Qualification

The judges' panel consists of FEIF licensed international Breeding judges.

Breeding judges in Iceland must hold a university college degree in livestock science and must have passed a special qualifying test held by the Farmers Association of Iceland.

B4.2.2 Number

Normally three judges work together at each breeding show and they reach a common agreement on each mark given.

Whenever the number of ridden horses in a show is 35 or fewer the organiser can choose to have only two FEIF licensed international Breeding judges



B4.2.3 Chief Judge

Each judging panel has a chief judge. It is his/her duty to make sure that judging goes efficiently and that results are determined. A group of judges that can work as chief judges each year is proposed by the FEIF breeding judge committee and approved by the FEIF Director of breeding, preferably not later than the 1st of December, the preceding year. The group of chief judges is limited to a group of 12 judges every year and the selection of judges in the group is based on experience, i.e. the number of years as an active breeding judge, the total number of assessed horses for the previous four-year period and participation at seminars for breeding judges.

Specific tasks of the Chief Judge are as follows:

- a. To ensure the current FEIF rules are followed correctly.
- b. To lead the judges' briefing before and after the show.
- c. To ensure communications between the judges and show leader work.
- d. To approve the tracks and other facilities together with the show leader.
- e. To decide together with the show leader on which part of the track the horses shall be shown.
- f. To undertake the duties of the show leader, where no show leader has been elected.
- g. To submit a report of the breeding show to the FEIF Director of Breeding.

B4.2.4 Riding Judge

If a riding judge is used, one of the judges from the judges' panel with a FEIF licence as riding judge is appointed.

B4.3 Secretary

B4.3.1 Show Secretary

Responsible for registering the horses, preparing the computer and paperwork (previous results, assessment forms, breeding certificates and result lists).

B4.3.2 Judges' Secretary

The judges working as a group shall need one secretary between them to assist with completing the necessary forms.

B4.4 Speaker

Responsible for giving information to the audience.

B4.5 Official Veterinary Surgeon

At international breeding shows an official veterinarian is responsible for the good health and well-being of the Icelandic horses taking part. This job should be performed by a veterinarian with specific knowledge about the Icelandic horse and the FEIF Rules and Regulations.



B5 Horses

B5.1 Eligibility

International Breeding Shows are open to horses registered in a recognised studbook in a FEIF member nation state.

The FEIF Director of Breeding may approve other limitations requested by show organisers, such as the maximum number from each nation state or some quality control of the horses.

B5.2 Classes

Stallions and mares will be shown in separate classes in the following age groups:

- a) 4 years old
- b) 5 years old
- c) 6 years old
- d) 7 years and older

Geldings will be shown in one age group.

B5.3 Starting numbers

Each horse is registered in the show program with a starting number. This number shall be clearly visible on the person presenting the horse for conformation assessment and on the rider during assessment of ridden abilities.



B6 Breeding Shows at World Championships

The following rules apply to Breeding Shows at World Championships. In cases where rules in this section conflict with the general Breeding Rules and Regulations, these rules apply.

Organisers of World Championships are obliged to arrange a breeding show.

B6.1 Eligible horses

FEIF member associations may enter a maximum of 2 horses per age group.

Horses may take part in both the Breeding Show and Sport Competition, but the shoeing may not be changed at all during the World Championships.

No reserve horses are possible. A horse may only represent the nation state in which it was born.

Classes

Stallions and mares will be shown in separate classes in the following age groups:

- a) 5 years old
- b) 6 years old
- c) 7 years old or over

B6.2 Judges' Panel

The FEIF Director of Breeding and the Breeding Judges Committee shall be responsible for the selection of the judges' panel and shall inform the organisers of their decision at least 3 months before the show.

B6.3 Announcement of Marks

The preliminary marks awarded to a horse are ready for public announcement directly after the first complete assessment is finished.

B6.4 Team leader

Each participating country must name a team leader who will represent the team. The team leader will receive all the information about the show and will be the contact person between the team, the show's organisers and FEIF.

B6.5 Prizes

The horse achieving the first place in its class shall receive a special prize.

If more than one horse ties for 1st place in a class the horse with the highest score calculated to three decimal places shall be awarded 1st place.



B7 Addendum 1: FEIF Recognition of Breeding Shows

B7.1 Application and Approval

The FEIF Director of Breeding has to approve in advance the organisation of an international Breeding show and the organisers' choice of members of the judges' panel, the riding judge and the chief judge.

The national breeding leader must forward an application to the FEIF Director of Breeding at least one month in advance of the show for approval of the organisation of an international breeding show. The application can be downloaded from the FEIF website (www.feif.org).

B7.2 Fees

The WorldFengur Board of Co-operation decides on the fee per horse judged. The information on the fee is presented to the breeding leaders in the annual breeding leader meeting.



B8 Addendum 2: Breeding Goals for the Icelandic Horse

B8.1 General Breeding Goals

Health, Fertility, Longevity

The official breeding goal is to breed a healthy, fertile and durable horse – a robust Icelandic horse.

Colours

The official breeding goal is to preserve all possible varieties of coat colours within the breed.

Size

The official breeding goal gives room for substantial variation in size. A preferred range in height is 135 cm to 145 cm when measured with a rod.

B8.2 Specific Breeding Goals

B8.2.1 Conformation in general

The general aim is to breed light-bodied Icelandic horses with an emphasis on strength, flexibility and a muscular body. The conformation should facilitate excellent gaits performance, a naturally good head carriage and also take into consideration other aspects that are generally accepted as aesthetically pleasing.

B8.2.2 Conformation in detail

Head

A very beautiful, delicate head, delicate thin ears, well set and not too open. A large, open and alert eye with a neat bone structure around it. Thin skin and fine hair. Light jaws with a good gap between them. The nose profile straight and nostrils flared.

Neck, withers and shoulders

A long, high-raised, well-set and very slender neck, well-flexed at the poll, a clear distinction between the neck and the body, high, prominent and well-shaped withers, and shoulders sloping.

Back and croup

A superb back/top line. The back is supple and flexible, of average length, broad and well-muscled. Along the spine, the back is supple all the way back to the croup. The croup are very well shaped, long, adequately sloping, equally muscled on each side and only slightly narrowing towards the tail. The thighs are long and well-muscled. The tail is extremely well set.

Proportions and Harmony

The horse should display splendour and presence. The legs should be long and the body light and cylindrical in shape with front, middle and hind sections equal. The highest point at the withers should always be higher than the highest point of the croup.



Legs quality

Firm, very strong tendons and good separation between the tendons and the bone, solid joints and flexible, strong pasterns. Correct limbs.

Leg correctness

Extremely correct: the front legs absolutely straight with adequate space between them as well as between the hind legs. Hind legs may turn out slightly.

Hooves

Very deep hooves with concave soles, well-shaped, round and good looking, strong walls and soles, one colour and preferably dark. Large frog and strong heels.

Mane and tail gracefulness

Extremely long and thick mane and tail with thick and long forelock.

B8.2.3 Ridden abilities in general

The general aim is to breed a versatile, consistent in gaits and reliable horse with good, clear gaits and an excellent, lively temperament. A horse that is beautiful when ridden – a true Icelandic “gæðingur.”

B8.2.4 Ridden abilities/gaits in detail**Tölt**

Even 4-beat rhythm with long strides in front and behind, elegant lift and action of the front legs, movements extremely flexible and supple, excellent speed.

Slow tölt

Even 4-beat tölt with long strides in front and behind, lots of lift and action of the front legs, movements extremely flexible and supple.

Trot

Secure 2-beat trot, movements high and supple, long strides and suspension. Excellent speed.

Pace

Secure, impressive pace, good 2-beat lateral gait with good suspension and excellent speed.

Canter & gallop

Good beat. An attractive gallop: the horse is well off the forehand yet stretches out in nice round, powerful movements with good suspension. Excellent speed.

Slow canter

Supple 3-beat canter with good suspension the horse is well off the forehand, moves effortlessly, but impressively.

Spirit (temperament & willingness)

The horse should be fiery, cheerful and brave, but extremely easy to handle. All the time, the horse tries to please the rider.

General riding impression

The horse is very impressive and elegant to look at, with energetic, attractive movements and a lot of charm: The horse carries itself well, is flexed at the poll, on the bit, and off the forehand. The leg movements are light, high and supple with good coordination and energy. The horse covers the ground well in great style, its tail carried high.



Walk

The horse is impressive and walks forward enthusiastically, with an even beat and a supple body. The head is carried at medium height and the horse moves with long, energetic strides, tracking up well.

B8.3 Body Measurements**Rod measurements:**

- M1: Height at the highest point of the withers.
- M2: Height at the lowest point of the back.
- M3: Height at the highest point of the croup.
- M4: The depth of the breast measured from the highest point of the withers to the breastbone behind the front leg.
- M5: The length of the body from the point of shoulder to the end of the hindquarters.

Large calliper measurements:

- - M6: The width of the chest between the points of the shoulders.
- - M7: The width of the hips between the hip joints.
- - M8: The width of the hips between the points of pelvis.

Tape measurements:

- - M10: The maximum circumference of the knee.
- - M11: The minimum circumference of the front leg below the front knee

Small calliper measurements:

- - M9: The width of the leg and tendons below the front knee.
- - The left front hoof from the top of the hoof to the tip of toe.
- - The left hind hoof from the top of the hoof to the tip of toe.

B8.4 Judging scale for individual breeding judgements**Head****9.5-10:**

- A very beautiful, delicate head, delicate thin ears, well set and not too open. A large, open and alert eye with a neat bone structure around it. Thin skin and fine hair. Light jaws with a good gap between them. The nose profile straight and nostrils flared.

9.0:

- Beautiful and delicate head without faults.

8.5:

- Very handsome, expressive and proud head.
- Beautiful, delicate head.

8.0:

- Handsome, expressive head, can be reasonably coarse or large if it is faultless in other ways.
- An expressive head that looks nice, with minor faults.
- Very delicate head, but with several faults.

7.5:

- Head more or less without faults, but no parts especially good.
- Good attributes can cancel out a few faults.



7.0:

- Ugly, unattractive head.
- Heavy (fleshy) head.
- Heavy, thick jaws.
- Small eyes set deep in the head.
- Ill set ears.
- Coarse ears.
- The nose profile is not straight.
- Very short mouth.

The same rules apply to one fault or more as is described below (a mark of 6.5 or lower).

6.5 or lower:

- Very coarse and a relatively big head.
- Ill shaped ears badly set
- The nose profile is not at all straight.
- A very ugly head.

The mark 6.5 or lower is given when one of the above faults is very evident and very few other attributes improve the head. This mark might also be given if each of the faults is not so great, but there are more than one of them and there are very few good points, see also the description for the mark 7.0.

Neck, withers and shoulders

9.5-10:

- A long, high-raised, well-set, and very slender neck, very well-flexed at the poll, a clear distinction between the neck and the body, high, prominent and well-shaped withers, and shoulders sloping.

9.0:

- A long, high-raised, rather slender neck, but a little too deep at the chest, very well-flexed at the poll, high, well-shaped withers and sloping shoulders.
- More than average length, well-raised, thin and slender neck, well flexed at the poll, high, well-shaped withers and sloping shoulders.

8.5:

- A high-raised, average length, slightly thick but well set neck, well-flexed at the poll, high and well-shaped withers and shoulders sloping.
- A long, fairly well-raised, slender and fairly well set neck, with high and well-shaped withers, shoulders sloping.
- A long, well-raised, slender neck, high and well-shaped withers, but shoulders a little too straight.
- A long, well-raised, slender neck, average withers, but with sloping shoulders.
- A long, well-raised, slender neck, but lacking flexibility at the poll, high and well-shaped withers and sloping shoulders.

8.0:

- A raised, supple, fairly long, but deep and too thick neck, high withers, shoulders sloping.
- A long, slim and well-set neck, with good flexion of the poll, but the withers are too low, and the shoulder just sloping enough.
- A well-raised neck, but otherwise only average conformation of the forequarters.



7.5:

- Average conformation of the forequarters, but no part especially good.
- Average head carriage, too short, thick and/or deep neck, withers well shaped (high and wide), shoulders sloping.
- Neck long and well-shaped, but set too low, withers low and shoulders straight.
- A well-raised neck, but deer-necked and/or too thin muscle at the crest, otherwise conformation of the forequarters is average.

7.0:

- Deer-neck.
- Fleshy throat.
- Too thin muscle at the crest.

The three items above are in addition to the description of the mark 6.5 or lower. The rules apply to each mark as described below (6.5 or lower) i.e. the number and nature of the faults in the conformation of the forequarters shall be evaluated.

6.5 or lower:

- The neck is set very low.
- The neck is very deep.
- The neck is very short.
- The withers are low and flat.
- The shoulders are very straight.
- The shoulders are very tight.

The mark 6.5 or lower is given when some of the above faults are very evident and very few other attributes improve the forequarters. This mark might also be given if each of the faults is not so great, but there are many of them and there are very few good points, see also the description for the mark 7.0.

The requirements for how fine the neck type should be are not the same for stallions as they are for mares or geldings.

Before the mark for neck, withers and shoulders is finally decided the judges shall see how the horse uses its front when ridden, with regards to leg action, movement, head carriage and flexion of the poll.

Back and hindquarters

9.5-10:

- A superb back/top line. The back is supple and flexible, of average length, broad and well-muscled. Along the spine the back is supple all the way back to the croup. The croup is very well shaped, long, adequately sloping, equally muscled on each side and only slightly narrowing towards the tail. The thighs are long and well-muscled. The tail is extremely well set

9.0:

- Especially good top line.
- Especially well shaped back can cancel out minor faults in the croup and vice versa if the back and croup meet well over the loins.

8.5:

- Good top line.
- Especially good back can cancel out faults in croup and vice versa if the back and croup meet well over the loins.



8.0:

- A fairly good back/top line.
- Good back; supple, broad and well-muscled, back and croup meet well over the loins. The croup is of average shape, with no very good attributes.
- An average back; not stiff, sway backed, or too rigid. Well shaped croup; long, fairly sloping, strongly and equally muscled on both sides.

7.5:

- Average conformation of the back, loins and croup, but no part very good (an average top line).
- Good conformation of the back and croup can cancel out faults of the top line.

7.0:

- See the description for the mark 6.5 and lower, but here the faults are not as serious.

6.5 or lower:

- Hump-backed.
- Very sway-backed/hollow backed.
- Very poor loins, poor connection with the back.
- The back is either very short or very long.
- Very narrow back, lacking muscle.
- Croup tapering very much to the rear.
- Very coarse croup.
- Very short, shallow, flat croup, or a rounded croup.
- Saddle dip much too far forward.

When giving the marks one must assess the number of faults and how serious they are, as before.

Proportions and Harmony

9.5-10:

- The horse should display splendour and presence. The legs should be long and the body light and cylindrical in shape with front, middle and hind sections equal. The highest point at the withers should always be higher than the highest point of the croup.

9.0:

- Generally very beautiful appearance. The legs are long and the body light and cylindrical in shape with good height at the withers. Only minor faults in harmony between proportions.

8.5:

- A beautiful overall appearance. The legs are long and the body light and cylindrical in shape. Mares should not have a high croup, and stallions should stand higher at the withers than at the croup. Only minor faults in harmony between proportions.

8.0:

- A rather nice looking horse.
- Good attributes can cancel out a few faults.

7.5:

- Average proportions and harmony.
- Good attributes can cancel out a few faults.

7.0:

- See description for the mark 6.5 and lower, but here the faults are less serious.



6.5 and lower:

- The horse is very low at the withers.
- The horse is heavy-set; with a deep chest, a heavy body (very round or flat-sided).
- The legs are short.
- The horse is short and blocky and/or very disproportionate in length, front, middle and hind sections.
- The horse is disproportionate in the front and the back sections (width, depth) including the chest being too narrow (collapsed).

Leg quality (quality)

9.5-10:

- Firm, very strong tendons and good separation between the tendons and the bone, solid joints and flexible, strong pasterns. Correct limbs.

9.0:

- Firm, very strong tendons and good separation between the tendons and the bone, solid joints and fairly good pasterns.

8.5:

- Firm, strong tendons with good separation between the tendons and the bone, fairly good joints and pasterns.
- Reasonably good separation, but very nice looking

8.0:

- Fairly good quality legs.
- Very good aspects can cancel out a few faults.

7.5:

- Average quality legs.
- Good attributes can cancel out a few faults

7.0:

- See the description for the mark 6.5 and lower, but here the faults are not as serious.

6.5 and lower:

- Very swollen tendons on either front and/or hind legs.
- Very little separation between the tendons and the bone on the front legs.
- Weak joints on hind- and/or front legs (the heel and knee are especially important).
- Legs are either too straight, or too crooked.
- Great deviations from correct limbs i.e. sword-footed or buck-footed.

When giving the marks one must assess the number of faults and how serious they are.

Leg correctness

9.5-10:

- Extremely correct: the front legs absolutely straight with adequate space between them as well as between the hind legs. Hind legs may turn out slightly.

9.0:

- Very correct. No serious faults.

8.5:

- Correct. Only small faults, but no twisting in the hocks.

8.0:

- Fairly correct leg position. No major faults.



7.5:

- Average. The joints may be a little crooked provided the horse does not overreach and there are no signs of abnormal stress on the legs.

7.0:

- See the description for the mark 6.5 and lower, but here the faults are not as serious.

6.5 and lower:

- Very crooked joints in front- and/or hind feet.
- Badly twisted hocks.
- The horse moves very close in front and/or hind feet.
- Very bad front- and/or hind legs; turned-out, bow-legged, cow-hocked.

When giving the marks one must assess the number of faults and how serious they are. When judging the quality of the joints and the correctness of the legs one should check if there are any signs of overreaching or signs of unnatural stress.

When the horse moves very close it is customary to judge straightness when led in walk and in trot. If the hind legs are so wide apart they spoil the look of the horse, the marks for leg correctness can be affected.

Hooves

9.5-10:

- Very deep hooves with concave soles, well-shaped, round and good looking, strong walls and soles, one colour and preferably dark. Large frog and strong heels.

9:0:

- Deep, well-shaped and round hooves, strong and of good material, good frog and sturdy heels.

8.5:

- Deep, well-shaped and strong hooves with only minor faults concerning other aspects of the hoof quality.

8.0:

- Fairly deep hooves, without any major faults.
- Medium deep hooves, but very well shaped and of strong material.

7.5:

- Medium deep hooves, but faults and good points can cancel each other out.

7.0:

See the description for the mark 6.5 and lower, but here the faults are not as serious.

6.5 and lower:

- Very shallow hooves, flat or wide with sunken soles.
- Very narrow, boxy hooves.
- Bad quality horn material in the hoof (including damaged walls).
- Very thin horn, hardly any frog or heel.

When giving the marks one must assess the number of faults and how serious they are.



Mane and tail gracefulness

9.5-10:

- Extremely long and thick mane and tail with thick and long forelock.

9.0:

- Very good mane and tail, thick and long.

8.0-8.5:

- Fairly thick mane, which can easily be separated in the middle, well grown forelock. Fairly good tail.

7.5:

- Medium thickness and length of both mane and tail.

7.0:

See the description for the mark 6.5 and lower, but here the faults are not as serious.

6.5 and lower:

- Very short and thin mane and tail.

It should be taken into consideration that mares usually have finer manes and tails than stallions.

Tölt

9.5-10:

- Even 4-beat rhythm with long strides in front and behind, elegant lift and action of the front legs, movements extremely flexible and supple, excellent speed.

9.0:

- Even 4-beat tölt with long strides in front and behind, high action, movements flexible and supple. Very good speed variation.
- Even 4-beat tölt with long strides in front and behind, high action, movements very flexible and supple, good speed variation.

8.5:

- Even 4-beat tölt with long strides in front and behind, medium action, but great speed.
- Even 4-beat tölt with long strides in front and behind, good action, but only medium speed.
- Good speed variation, with lots of action and long strides, but some irregularities in beat.
- Short strides behind, but the action of the front legs is very high and impressive, fairly good beat at a slow tölt, great speed.

8.0:

- Even 4-beat tölt with good strides in front and behind, more than average action, fairly good speed.
- Even 4-beat tölt with good strides in front and behind, good action, but only medium speed.
- Good speed variation in tölt with high action and movements, but a few irregularities in beat at faster speeds.
- Rather short strides of the hind legs, but the action and movement of the front legs is great, no irregularities in beat, good speed.
- The maximum mark if no slow tölt is ridden.
- The maximum mark if slow tölt only is ridden.



7.5:

- Good even 4-beat tölt, but lacking length of stride and elegance.
- Good even 4-beat tölt, with good length of stride but little leg action.
- Good speed variation in tölt, with good action and movements, but considerable irregularities in beat at the slow and medium tempo tölt.
- Tölt with short strides behind, but good action and movement of the front legs, fairly good speed.

7.0:

- Average tölt in parts, but uneven.
- Short strides, particularly behind.
- Trotty, but fairly good speed.
- Pacey, but fairly good speed and action.
- Uneven beat (rolling) at regular speeds.
- Even 4-beat tölt, up to medium tempo speed, but the gait is not impressive (little action, short strides).

6.5 and lower:

- Does not tölt (5.0).
- Very trotty.
- Very pacey.
- Very little speed in tölt.
- Very irregular tölt, gait alterations.
- Extremely short strides or uneven beat, rolling.

It is very important to show slow tölt and clear speed changes if the higher marks on the scale are to be reached. A mark is given specifically for slow tölt and showing slow tölt is necessary in order to gain high marks (8.5 and higher) for tölt. The mark for slow tölt is not calculated into the overall score, but is intended for further information on the assessment.

Guideline tölt

- Only slow tölt is ridden, maximum mark for tölt is 8.0
- No slow tölt is ridden, maximum mark for tölt is 8.0
- To gain 8.0 for tölt the slow tölt has to be at least 7.0
- To gain 8.5 for tölt the slow tölt has to be at least 7.5
- To gain 9.0 for tölt the slow tölt has to be at least 8.0
- To gain 9.5 for tölt the slow tölt has to be at least 8.5
- To gain 10.0 for tölt the slow tölt has to be at least 9.0

Slow tölt

9.5-10:

- Even 4-beat rhythm with long strides in front and behind, lots of lift and action of the front legs, movements extremely flexible and supple.

9.0:

- Even 4-beat rhythm with long strides in front and behind, good lift and action of the front legs, movements extremely flexible and supple.

8.5:

- Even 4-beat rhythm with long strides in front and behind, good lift and action of the front legs.
- Even 4-beat tölt, the action of the front legs is very good and impressive but with short strides behind.



8.0:

- Even 4-beat tölt with long strides in front and behind, action and movement above average.
- Short hind leg strides, but action and movement of front legs is great. No clear faults in beat/rhythm.

7.5:

- Good beat, but not very impressive.

7.0:

- Even 4-beat, but the gait is not impressive (not much action, short strides).

6.5 and lower:

- Very trotty
- Very pacey
- Very irregular tölt, changing gait.
- Extremely short strides or uneven beat, rolling.
- Does not show slow tölt (5.0).

Trot

9.5-10:

- Secure 2-beat trot, movements high and supple, long strides and suspension. Excellent speed

9.0:

- Secure 2-beat trot, movements high and supple, long strides and suspension, good speed.
- Racing trot, elegance not required.

8.5:

- Elegant trot with good suspension, but not entirely secure.
- Secure, light and supple, good speed and fairly impressive.
- Secure trot with high movements and action, good speed, but stiff.
- Possible mark if form and suspension is good, despite lack of great speed.

8.0:

- Good suspension and long strides, good looking trot, but not always secure.
- Confident, light and supple trot, fairly good speed, but lacking elegance.
- Confident, speedy, but very stiff trot.

7.5:

- Good length of stride, but insecure.
- Loose trot with little suspension, but fairly good speed.
- Confident and clear trot, but heavy movements and little speed.

7.0:

- Generally very insecure trot, with occasional sections of good trot
- Secure trot, but loose and slow.

6.5:

- Very loose and insecure trot, unbalanced and irregular.
- Clear trot, but very short strides.

5.5-6.0:

- Only a few steps of unimpressive trot.

5.0:

- No trot shown.

When judging trot one should always look for a clear, confident beat if the higher marks are to be considered, although a perfect 2-beat is not necessarily required.



Pace

9.5-10:

- Secure, impressive pace, good 2-beat lateral gait with good suspension and excellent speed.

9.0:

- Secure, impressive pace, good 2-beat lateral gait with good suspension and good speed.
- Racing speed in pace, elegance not required.

8.5:

- Secure and elegant pace, good beat, very good speed.
- Secure and fast pace, but not elegant.
- Impressive and fast pace, but not full length, yet reaching 90 - 100 meters.
- Impressive flying pace, minor beat faults, full length of 150 to 180 m.

8.0:

- Secure and elegant pace, good, clear beat, but only medium speed.
- Secure pace with good length of stride, but not elegant.
- Impressive, fast pace, but the sprints are not long, yet reaching 70 – 80 m.
- Elegant pace with long strides, slightly 4-beat at times.

7.5:

- Secure, reasonably good looking pace, good beat, but lacking in speed.
- Secure but unattractive pace, yet rather good speed.
- Elegant pace, long strides, but short sprints, yet reaching 40 - 60 m.
- Elegant pace, long strides, but 4-beat at times.

7.0:

- Powerful pace sprints at times, but lacking in confidence and beat.
- Pace with serious beat faults.
- Secure pace, yet lacking speed and elegance.

6.5 or lower:

- No pace (5,0).
- Short powerless sprints.
- Pace with little power even if the horse paces the full length of the track.
- Major beat faults, losing gait, 4-beat or irregular beat.

Canter/Gallop

9.5-10:

- Good beat. An attractive gallop: the horse is well off the forehand yet stretches out in nice round, powerful movements with good suspension. Excellent speed.

9.0:

- Good beat. An attractive gallop: the horse is well off the forehand yet stretches out in nice round, powerful movements with good suspension, fairly fast speed.

8.5:

- Nice looking gallop, fairly good speed.
- Very fast gallop, looks fairly well.
- Racing speed in gallop, elegance not required.

8.0:

- Nice looking gallop, medium speed.
- Fast gallop, looks fairly well .
- Maximum score possible, if only slow canter is shown.
- Maximum score possible, if no slow canter is shown.



7.5:

- Average gallop, fairly good-looking, medium speed.
- Speed and elegance (beat, suspension and suppleness) can cancel out faults.

7.0:

- Irregular beat, altering gaits, but intermittent good gallop.
- Beat faults.
- Heavy gallop; little suspension or speed.
- Looks well, but too slow.

6.5 or lower:

- Disunited canter, loses gait.
- Major beat faults, little speed.
- Movements seem very uncoordinated, e.g. very heavy on the forehand.
- Very heavy gallop with little or no suspension.
- Only disunited canter shown (5,0).

When showing gallop/canter at a breeding show the horse shall be started in slow canter (slow canter shown), the speed then increased and the fastest possible gallop the horse can do is shown. A separate mark is given for the slow canter and in order to reach the higher marks (8.5 or higher) it must be shown. The mark for slow canter is not calculated into the overall score, but is intended to further the information available through the judgement.

Guideline canter/gallop

- Only canter is ridden, maximum mark for gallop is 8.0
- No canter is ridden, maximum mark for gallop is 8.0
- To gain 8.5 for gallop the canter has to be at least 7.5
- To gain 9.0 for gallop the canter has to be at least 8.0
- To gain 9.5 for gallop the canter has to be at least 8.5
- To gain 10.0 for gallop the canter has to be at least 9.0

Slow canter

9.5-10:

- Supple 3-beat canter with good suspension; the horse is well off the forehand, moves effortlessly, but impressively.

9.0:

- Clear beat and very attractive canter; the horse is well off the forehand and has good suspension.

8.5:

- Good-looking canter.

8.0:

- Average looking canter.

7.5:

- Fair canter, average overall appearance.
- Good beat, suspension and suppleness can cancel out faults.

7.0:

- Good canter interspersed with some major beat faults.
- Beat faults.
- Heavy canter; little suspension and speed.

6.5 or lower:

- Disunited canter, loses gait
- Movements seem very uncoordinated, very heavy on the forehand.
- Very heavy gallop with little or no suspension.
- Only disunited canter shown (5.0).



Spirit (temperament & willingness)

9.5-10:

- The horse should be fiery, cheerful and brave, but extremely easy to handle. All the time, the horse tries to please the rider.

9.0:

- Very willing and eager but sensible and easy to handle, not fiery.
- Very willing, but only fairly sensible and easy to manage.
- Very eager to please and cooperate, but is not fiery.

8.5:

- Very sensible, but not extremely forward going.
- Very willing and eager, but only fairly sensible and easy to handle.

8.0:

- Pleasantly willing when ridden.
- Very willing and eager, but not easy to handle.

7.5:

- Sensible and easy to handle, but not forward going.
- Willing but stressed.
- Pleasantly willing when ridden but sensitive or unfocused.

7.0:

- Not willing or forward going.
- Shows disobedience.
- Nervous.

6.5-5.0:

- Disobedient.
- Lazy and dull.
- Uncontrollable (bolting).

General riding impression

9.5-10:

- The horse is very impressive and elegant to look at, with energetic, attractive movements and a lot of charm:
- The horse carries itself well, is flexed at the poll, on the bit, and off the forehand. The leg movements are light, high and supple with good coordination and energy. The horse covers the ground well in great style, its tail carried high.

9.0:

- The horse is very beautiful when ridden:
- The horse is well off the forehand and on the bit. The movements are light, high, supple and well-coordinated, covering the ground well, the horse is elegant and carries its tail nicely. Very good points can cancel bad points out when judging this part, but the requirements for good head carriage are always high.

8.5:

- The horse is beautiful when ridden:
- Head carriage is good and the horse is on the bit, moving lightly but energetically with good harmony. Good points can cancel out minor faults when judging this part.

8.0:

- The horse looks fairly impressive when ridden:
- The head carriage is good and the horse generally has no major faults e.g. poking its nose.
- Average head carriage, but excellent energetic movements.
- Head carriage good, but movements are of average quality.



7.5:

- No major faults to mar the general impression when ridden:
- Average head carriage and goes reasonably well.

7.0:

- See the description for the mark 6.5 and lower, but here the faults are not so serious.

6.5 and lower:

- Very low leg action.
- Stiff and heavy movements.
- Low head carriage.
- Head much too high, problems with both bit and mouth.
- Very unsteady head, tries to evade the bit.
- Tail swishing.

The mark 6.5 or lower can be given if one of the above faults is so great that it seriously affects the overall look of the horse when ridden. It is, however, more common for several faults to spoil the whole general impression. The mark for "General Riding Impression" is, as is the mark for spirit, applied to the whole riding performance.

Walk

9.5-10:

- The horse is impressive and walks forward enthusiastically, with an even beat and a supple body. The head is carried at medium height and the horse moves with long, energetic strides, tracking up well.

8.5-9.0:

- The gait has a clear beat and is energetic, but the movements are not so impressive as to reach the mark of 9.5-10.

7.5-8.0:

- The walk has a clear beat, but lacks energy and forward going movement.

6.5-7.0:

- Uneven beat or little energy, not tracking up.

5.5-6.0:

- very short choppy, tiptoeing strides, or very pacey movements

5.0:

- The horse does not show any walk.



B9 Addendum 3: Documents and Forms

B9.1 FEIF Breeding Assessment Forms

The Breeding judges shall use a FEIF Breeding Assessment Form when judging. Official assessment forms, standard except for the language used, shall be used at all international breeding shows organised under the FEIF Rules and Regulations. The layout of the assessment form shall be the responsibility of the FEIF Director of Breeding.

Any changes in the content of the forms shall first be approved by the Breeding Judges Committee and finally be approved by the FEIF Director of Breeding.

FEIF Breeding Assessment Forms can be requested from the FEIF Breeding leader or downloaded from WorldFengur (by official Registrars).

B9.2 FEIF Breeding Assessment Certificates

It is optional for the organisers at the end of international breeding shows to produce the FEIF Breeding Assessment Certificate and to hand it over to the person responsible for presenting the horse for assessment

All FEIF Breeding Assessment Certificates must have attached a FEIF Breeding Assessment Form with comments.



B10 Addendum 4: International Breeding Judges

B10.1 Qualities and Prerequisites

B10.1.1 General

- a) Respects and appreciates with love the horse as an individual.
- b) Sets a good example when handling the Icelandic horse.
- c) Appreciates the correct and considerate handling of the horse by the riders.
- d) Will always observe FEIF judges' guidelines of conflicts of interests whenever he acts at official breeding shows.
- e) Will always judge with care and conscientiousness.

B10.1.2 Specific

1. Breeding judges must hold a Bachelor degree (B.Sc.) in animal science, equine studies or veterinary education.
 - a) Knowledge of the horse's anatomy, movements and gaiting ability.
 - b) Knowledge of statistics, animal breeding and genetics, including basic knowledge of the heritability of the traits, hereditary diseases and most common horse diseases.
 - c) Knowledge of the behaviour of the horse.
2. Experience of training and riding Icelandic horses and possess considerable riding skills on Icelandic horses. Riding skills should be sufficient to ride at least the majority of horses that enter a breeding show and to evaluate their character and willingness.
3. Knowledge in detail of the FEIF rules and regulations.
4. Basic knowledge of the method for breeding. assessments.
5. The sufficient preparation of international breeding judge candidates is the responsibility of each FEIF member nation, e.g. a basic course in the assessment of breeding horses held by 1 or 2 international breeding judges.

B10.2 International Breeding Judge Seminars

B10.2.1 Seminar for active FEIF international breeding judges

FEIF breeding judges group organises a seminar every second year for active FEIF international breeding judges. The aim is to discuss and develop the way of judging and the judging system.

B10.2.2 Seminar and Test to become licensed FEIF International Breeding Judge

FEIF breeding judges group organises a seminar every second year for active FEIF new candidates that want to attain an international breeding judge license. This depends on the need for new judges and/or on a minimum number of participants. This seminar includes a test which the judge candidates must pass if they wish to become a licensed international breeding judge.



Two instructors are needed at these seminars. The instructors must be among the most experienced judges who judge by the FEIF / Icelandic breeding horse assessment system and are chosen by the Breeding Judges' Committee. The FEIF Director of Breeding must approve the programme and the instructors. The seminars are only open for candidates approved by the FEIF member association of their nation state. The aim is to train the candidates to a professional standard and to make them able to judge at the highest level. The work-speed at the seminar, the way of teaching and the strict test is designed only for experienced participants.

The number of participants at these seminars should ideally not exceed 12 persons. The duration of the seminar will be 4 days.

B10.2.3 Definition of the test

Assessment of breeding horses:

- a. Factor 1/3. Written examination: Individual judging of four horses for conformation
- b. Factor 1/3. Written examination: Individual judging of four horses for riding abilities
- c. Factor 1/6. Oral examination: Conformation
- d. Factor 1/6. Oral examination: Riding abilities

The examiners decide the correct marks for each horse and mark the result from the students on the scale 0-10. They decide what an acceptable mark by the student is and what minor or major faults are.

Score of minimum 75 % on average (part a-d) is required to receive the FEIF licence to judge as an international breeding judge.

Equitation test:

The examiners test the equitation skills of the candidates. The test is designed to show the balance of the candidate and his/her ability to control the horse's speed, direction and gaits. The candidate should be able to ride the five gaits of the Icelandic horse and show gait transitions with accuracy. The candidate should be able to describe the quality of the gaits and the spirit of the horse in detail.

The test is performed on a trained horse (provided by the instructors), preferably on a straight track (250m) and in a riding arena (minimum 20x40). The examiners, along with a certified and experienced riding instructor, mark the exam on the scale 0-10. The candidate must show certain required equitation tests for the examiners to estimate his/her riding skills, balance and understanding of the horse's gait qualities and spirit. The test is in parts a-b:

a) *Equitation skills and balance of the candidate.*

For the score of 10 the candidate is always in balance with the horse and maintains a correct position in every gait, movement and direction. The candidate has excellent control of the horse's speed, direction and gaits and shows transitions with accuracy. The candidate has good control of the horse's outline and form and beat in the gaits. The horse should be in light rein contact. For scores of 5.0 or less the candidate is in poor or very poor balance which (greatly) affects the candidate's ability to control the horse. The candidate has poor control of the horse's speed, direction and gaits. The candidate is unable to show gait transitions, performs them in a very unsecure manner and is not able to have a positive effect on the horse's beat in the gaits.



Required equitation tests:*In the riding arena:*

- The candidate rides the whole arena in trot, tölt (medium tempo) and canter (slow to medium tempo) in both directions.
- The horse is ridden on 20-meter circles two times (one circle to both sides) and in a serpentine (along the centreline) once in tölt/trot at medium tempo.
- The horse is ridden on the diagonal in both directions in tölt/trot.
- Gait transitions: walk – tölt – walk.
- Walk on long reins.

On the straight track:

- Slow tölt.
- Tempo changes in tölt.
- Canter and fast tempo gallop.
- Gait transition from gallop to pace – the pace is ridden for ca. 60 meters.

The following is scored by the examiners:

- Balance and seat of the candidate.
- Riding skills of the candidate – control of the horse's speed, direction and gaits.

b) Description of gait qualities and spirit.

For the score of 10 the candidate can accurately describe the horse's gait qualities. The candidate can describe how the conformation of the horse affects its form and outline and movements. The candidate is able to describe the spirit of the horse in detail and its response to the aids of the rider. For the score of 5.0 or less there is considerable or much discrepancy in the examiners' and the candidate's description of gait qualities of the horse. The candidate has apparently limited feeling for the horse's spirit and response to the rider's aids. The candidate cannot relate the horse's conformation to its form and outline or movements.

The following is scored by the examiners:

- The candidate's description of the horse's gait qualities (beat, balance, suppleness, suspension etc.).
- The candidate's description of the horse's form and outline (related to the conformation).
- The candidate's description of the horse's training level.
- The candidate's description of the horse's response to the aids, its mental balance, cooperation and willingness to perform.

Score of minimum 75% on average (part a-b) is required to receive the FEIF licence to judge as an international breeding judge.

The duration of a test will be 1 (2) day(s). The instructors/teachers of the seminar together with an external examiner form the examination committee for the test. The external examiner is among the most experienced judges of judging by the FEIF/ Icelandic breeding horse assessment system and is chosen by the Breeding Judges committee and the FEIF Director of Breeding.



B10.3 FEIF International Breeding Judge License

B10.3.1 The primary licence

The FEIF Director of Breeding can issue the primary licence to judge for a period of 2 years:

- Once the judge has passed the test at the international breeding judge seminar.
- To those teachers/examiners at the international breeding judge seminar who have assessed a minimum of 200 horses during the past two calendar years.

B10.3.2 Extension of licence

The FEIF Director of Breeding can extend a licence to judge for a total period of 4 years when:

The licensed judge has judged at least 200 horses at breeding shows according to the FEIF / Icelandic breeding horse assessment system during the immediate preceding 2 calendar years period.

B10.3.3 Renewal of licence

The FEIF Director of Breeding can renew a licence to judge for a period of 2 years when:

- A judge who has not judged the required number of 200 horses at breeding shows according to the FEIF / Icelandic breeding horse assessment system but has judged more than 50 horses each calendar year during his licence period and has participated in the international breeding judge seminar of the year.

The FEIF Director of Breeding can renew a licence to judge for a period of 4 years when:

- A judge who has judged the required number of 200 horses at breeding shows according to the FEIF / Icelandic breeding horse assessment system and has received an extension of his licence for a total period of 4 years and has participated in the international breeding judge seminar at the end of the 4 year period.

B10.3.4 Reports

As a prerequisite for the renewal/extension of a licence, an international breeding judge is obliged to present to the FEIF Director of Breeding a report on the time and place of breeding shows and the number of horses he/she has been judging at national or international breeding shows according to the FEIF / Icelandic breeding horse assessment system during the licence period.





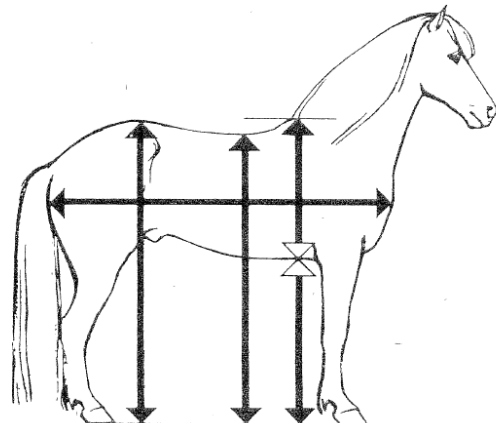
Ideal position of the horse during the assessment of conformation. The front legs are vertical and the hind cannon bone is also vertical, the horse is not stretched in front or hind.

B11.1.3 Measurements

All horses that come to a breeding assessment will need to be measured before the conformation assessment starts. Stallions are measured more thoroughly and the measurements that mares **do not need** are marked in the list below with italic letters:

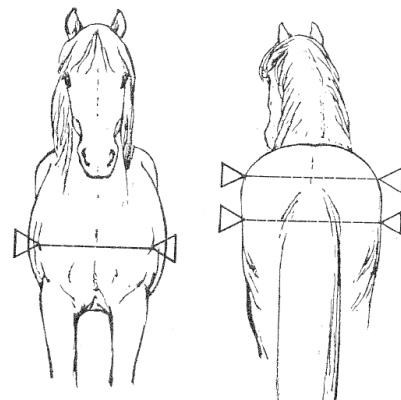
Stick measurements:

- Height at the highest point of the withers.
- Height at the lowest point of the back.
- Height at the highest point of the croup.
- The depth of the breast measured from the highest point of the withers to the breastbone behind the front leg.
- The length of the body from the point of shoulder to the end of the hindquarters



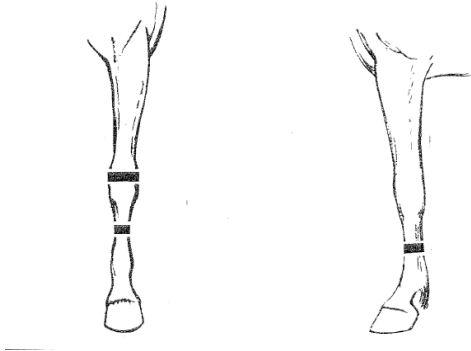
Large calliper measurements:

- *The width of the chest between the points of the shoulders*
- *The width of the hips between the points of haunch (coxal tuber of ilium).*
- *The width of the hips between the hip joints (below the points of haunch).*



Small calliper measurements:

- *The width of the leg and tendons below the front knee.*
- The left front hoof from the top of the hoof to the toe.
- The left hind hoof from the top of the hoof to the toe.



Tape measurements:

The circumference of the knee at its widest.

The circumference of the front leg below the front knee.

Exceptions:

Any horse which can prove, by the presentation of an original certificate or a certified copy, that it has been measured the same year in full accordance with the FEIF / Icelandic breeding horse assessment system, may be exempt from a repeat measurement at the show - except for the measuring of the length of the hoofs.



B11.1.4 Testicle check

All stallions must have their testicles checked and measured with a calliper measuring tool before the conformation assessment and the results shall be registered in WorldFengur. The testicles are palpated and measured in the following way:

- Firmness of testicles.
 - Good firmness: testicle feels firm and with good density.
 - Average firmness: testicle feels average firm.
 - Soft: testicle feels not firm at all but soft with bad density. Results in a red T in WorldFengur.
- Testicles checked for torsion – are the testicles correctly turned? - the epididymis should be at the back of the testicle. If one testicle is rotated, this is noted in WorldFengur. Both testicles rotated results in a red T in WorldFengur.
- No testicle or only one. Results in a red T in WorldFengur
- One testicle much smaller than the other one, 50 % difference or more. Results in a red T in WorldFengur.
- Total width of the scrotum, TSW, is less than 8 cm. Results in a red T in WorldFengur.
- Intestines can be found in the scrotum. Results in a red T in WorldFengur.

If any of the above remarks are made, the owner of the horse gets two weeks to dispute the measurements/palpation with a written statement from a veterinarian that shall be sent to the breeding leader of the country.

If testicles cannot be measured and checked properly a yellow T is registered on the horse in WorldFengur and the owner has to submit a veterinary check about the testicle condition within two weeks. Without a statement from veterinarian the T turns automatically red in WorldFengur after two weeks from the registration.

B11.1.5 FEIF working rules for breeding shows

1. Rules about **shoeing**.
 - If the horse has been ridden less than four times in each direction on the track and a shoe falls off within this time, they will be allowed to return after the horse has been re-shod and finish the show.
 - If the horse has been ridden four times in each direction (8 trips) and a shoe falls off after this time, they are only allowed to rejoin the show in the second ridden assessment.
 - If a shoe falls off during the second ridden assessment, the horse can be re-shod and come back and finish.
2. Rules about **riding assessment**.
 - If a rider presents a horse for less than six lengths, the assessment can be invalidated.
 - If a rider presents a horse for six or more lengths, the assessment will be valid
 - If the rider uses more than half the length of the track, that will be counted as a whole length.
3. **Clipping** of horses is permitted although the clipping of head, ears and legs is not allowed.



4. **Slow and fast tölt and gallop** in second ridden assessment.
 - To raise the mark higher than 8.0 for tölt and higher than 8.5 for gallop, both slow and fast speed needs to be shown according to the guidelines for each mark.
5. **Assessment of spirit**

In order to improve the assessment of spirit, a consideration for giving higher marks is that the horse is slowed down to walk before turning around at the end of the track. If it is not possible to slow the horse down and turn it around within the limits of the track, 8.0 is the maximum mark for spirit. An exception can be made when the horse is showing great speed in pace and gallop, if the slowing down is performed in a cooperative manner. If the horse gets out of sight of the judging committee or shows persistent lack of cooperation, 7.0 is the maximum mark for spirit. To be able to raise the mark for spirit at the second assessment, it must be clearly shown that it is possible to slow the horse down within the limits of the track in a cooperative and supple way.
6. Only horses which are registered in the show and already received their score from the **first ridden assessment** can participate in the **second ridden assessment**. It is not allowed to add outside horses to the second ridden assessment to accompany the ones that are rightfully participating there.
7. In a breeding assessment is **not allowed that hooves are painted or sticky** to the touch.
8. **Rubber bands** in the mane are not allowed
9. **Assessment of the correctness of the joints**

When judging the correctness of the joints, judges should not give a mark higher than 7.5 if the presentation of the horse is so poorly done, that it is hard to see the correctness properly and the horse does not show trot in hand.
10. A check for injuries shall be done after the riding assessment of each horse. Riders who do not present a horse to be **checked for injuries after the show** will be disqualified and the results will be taken out of WorldFengur and they shall receive a warning.
11. Suggested procedure, **if illegal shoeing or equipment** is found
 - First offence in the show: *Official warning, horse disqualified from the show and assessment invalidated.*
 - Second offence in the show: *Rider as well as horse disqualified from the show, horse's assessment invalidated.*
12. Suggestion of procedure if a rider shows **rough riding**
 - First offence in the show: *Official warning*
 - Second offence in the show: *Rider disqualified from the show, and the assessment of the horse is invalidated*
13. **Feeding of the horse** is not allowed during conformation and riding assessment.
14. **Opening the chain or noseband** before the check is not allowed.
15. **Assessment of pace**
 - When the mark of 8.5 or higher is to be given for pace the horse should be clearly ridden in gallop before the transition to pace. Furthermore, it should be considered that the horse is in balance when slowed down in pace.



B11.1.6 Checklist for facilities at breeding shows

For conformation judgment:

Take care to have a good place for the measurements of the horses, with firm, level surface and preferably indoors.

The conformation judgment should preferably take place indoors (riding arena/hall). A marked track, 20-30 meters long, with firm, level surface is required. The track for leading the horses in the judgment of leg correctness needs to be fenced (2-3 meters wide).

Take care to have good lighting.

For judgment of riding abilities:

The gaits are shown on a straight, level track with a firm and well compressed surface; the surface should be comparable in the whole track. Care must be taken to maintain the track throughout the whole show.

The track should be well demarcated, with a light fence, preferably rather low (<30cm) and the height of the fence should be the same throughout the track. The main thing is that the fence does not block the view of the judges.

The track should be 250-300 meters long and 4-6 meters wide and open in both ends. The track should be marked out in the following way: 200 meters in the middle of the track are marked and also the ends of the track are marked. So the riders know when they have ridden 200 meters and then they have 50 meters in each end to slow the horse down and turn around.

The judges should have good facilities (dry/weather protected), with a clear view of the track, 25-40 meters away from the track, opposite the middle of the track. The facility should preferably be around 1 meter higher than the track.

The track should be marked out prior to the show and all facilities should be checked by the head judge and show leader.

The facilities for the breeding judgments need to be certified by the breeding leaders in each country, prior to the breeding season.

Only certified venues can be used. The certification is in the responsibility of the national breeding leader and must be made before the show. Approved tracks will be listed and the certifications must be updated

B11.1.7 Foal and young horse assessment

B11.1.7.1 General rules for young horse and foal assessments

Judges

- Judges have to have a national or an international FEIF breeding judge license
- Judges have to be especially educated for young horse and foal evaluations

Preconditions regarding participation

- Foals, at least 21 days old
- Young horses from 1-4 years old



Shoeing of the horses

- Shoeing allowed age 3, 8mm or less on all 4 feet only

Bridle

- Halter with a lead rope or lead rope with a chain.
- From the age of 3 years it is possible to use a bridle with a bit.

Tracks

- Dressage arena, indoor arena
- Approximately 20 x 40 m (max) with solid not too deep ground without stones, if an arena is bigger than 20 x 40 it has to be divided, not less than 15 x 30
- Stable fence (easy to see for the horses, no electric fence) or permanent fence

Persons driving the horses around

- 2-3 persons (experienced horse people)

Procedure foal assessment

- First the foals are running free with their mother
- Secondly (if owner agrees to it) the foal should run free without the mother
- at the end the mother is brought to the foal again and conformation is judged
- for the linear description the foals have to be shown alone (not some foals together!)

Procedure young horse assessment

- First running free alone without another horse similar to the foal assessment
- Secondly conformation and correctness is judged

Possibility to show the horse additionally (gaits) by hand but not necessary, depending on age and training

All young horse and foal evaluations have to be approved by the national breeding leader. Variations of location and fulfillment of all rules can be approved by the breeding leader from case to case.

B11.1.7.2 Guidelines for the description of foals and young horses**Conformation:****1. Development:** from little to much

describes the physical development in consideration of Height, Width and Depth of the horse, the muscle structure and the tightness of the tendons. Under remarks it's possible to make comments about the feeding- and grooming conditions of the horse. This should not have any consequences for different categories but describe the condition at the event.

The ideal [5] is much developed, taking a certain harmony of the overall impression into consideration!

Extremely long legs but a narrow chest and little muscle development cannot be described as much developed.

Attention: Horses, which are too small for their age because of the length of their legs, however comply in all other aspects of conformation, should not be described as less than [3]. (otherwise there is a double negative impact achieved, both in length of legs and development!)



2. Head:

Expression: from coarse to fine

describes the general impression of the head in its entirety.

The consistency is presented from coarse [1], extreme Profile changes, small eyes, faulty ear position to fine [5], relatively straight profile, open eyes and good ear positioning. The expression is more and more taken into consideration (same as in the ridden horses) ranging from lethargic, not interested to awake and interested listening.

Attention: Foals often have an arched forehead (convex). This phenomenon usually disappears completely with growth. A foal's ears appear long in most cases. The ears are not growing as much as the rest of the head during the development to adulthood. There should be little attention on this fact.

3. Neck:

3.1 Length: from short to long

describes only the length of the neck starting at the middle point of a straight line between the lowest connection point (about the height of the shoulder joint) and the upper connection (in front of the withers) to the middle point of a straight line between the throat latch and the poll.

Attention: There is not enough scientific proof yet, how much the length of the neck in a foal is changing in relation to the overall proportions during its development.

It is clear however, that foals with a very long neck impress with the same later on in life.

3.2. Position: from low to high

describes the lowest point of attachment to the trunk. Ideal [5] is an attachment which lies above the horizontal cross-section of the trunk.

Does the neck attach right at the cross-section line of the trunk, it is a medium position [3]. Is the attachment underneath the cross-section line it needs to be described in category [1] and [2].

The position of the neck does not change during the development of a foal to a ridden horse! BUT: During growth spurts it often appears as an optical illusion. Is a foal or young horse higher in the hind quarters, the whole horse appears lower in the front quarters, it mostly raises less and the attachment of the neck appears to be deeper as well.

3.3 Texture: from thick to thin

describes the texture of the entire neck from thick to thin.

The structure right in front of the throat latch has to be taken into consideration. (thick or thin at the throat)

A medium thick neck, which does not get thinner at the throat cannot be described as [3] any more. A clearly convex lower neck line cannot be described as average but has to be [1] or [2] depending on its severity.

Attention: Depending on feeding and coat condition of the foal, the neck often appears thicker than it really is (foals tend to have fat necks). The overall feeding condition needs to be taken into consideration, as well as a thick hair growth in the area of the throat latch (little thinning at the throat)



3.4. Neck Top Line: von concave [1] to convex [5]

describes only the upper line of the neck, which ideally has a pronounced convex bend, naturally carried and raised.

Attention: very thin, under-muscled foals and young horses almost always have a concave upper neck line, since there is little neck muscles there. In these cases the description is always under average [1] and [2] but has to be looked at in the big picture. (Show readiness of the horse might be questionable)

Yearlings often have a little developed neck top line [1] to [3] since during that age the growth of bone length is much more dominant than the growth of width and development of muscle. This is one of the reasons why yearlings are extremely hard to judge!

4. Shoulder: from steep to sloping

describes the position and definition of the scapula.

The shoulder should be as sloped as possible, well separated from the neck with an open angle to the upper arm. Undesirable would be a shoulder, that is steep with a small angle between shoulder blade and upper arm, sitting too flatly/narrow on the body.

Attention: in an overweight foal it is hard to see the texture of the shoulder. Look for the angle of the shoulder to the upper arm and an open, freely movable elbow, which is mostly combined with a shoulder that is well separated from the neck.

Attention: the slope of the shoulder does not change during the physical development of the horse. It can appear steeper, than it is while a young horse is higher in the hind quarters during its growth phases. (compare position of the neck)

5. Back:

Line of the back: from stiff to swayback

describes the line of the back, starting at the end of the withers to the end of the loins (highest point of the croup). The Ideal is in the middle [3], since the whole line should neither be too straight nor too much upward bent at the loin [1], and neither in its entirety too soft (swayback) nor in the transition to the loin hanging [5].

Attention: During its physical development, a foal has the softest back. Yearlings on the other hand have the straightest (stiffest) line of back and after about 2 years of age, the adult and final line of back is visible. The line of back consists of the spinal curve and its surrounding muscling, as well as the structure of abdominal muscles. That means, a malnourished under-muscled young horse usually has a more stiff line of back (especially at the loins), since the back- and abdominal muscles loose their strength (hanging belly). AGAIN: The judges have to take the overall appearance into consideration!

Length of back: from short to long

describes only the length of the back (middle hand/quarters), which cannot be too short or too long in comparison with the front quarters, the hind quarters and the entirety of the trunk. Ideal is [3].

Attention: very young foals (under 6 weeks) seem often to be very short, especially when they have very long legs. – Pay attention to the overall proportions!



5.3. Slope of croup: from steep to flat

describes the positioning of the pelvis, from the point of the hip toward the seat bone/point of the buttock. It is neither supposed to be a horizontal line (like in Arab horses [5]) nor a steep, more vertical line (like in some pacers [1]) The ideal is in the middle [3] and should be a long slope. Is a croup too steep [1] and [2], an open angle of the thigh and the calf (stifle angle) has to be taken into consideration. An open angle at the stifle can cause several stifle issues! (Lt. Angabe: Ronald J. Riegel, Susan E. Hakola: Anatomie + Klinik des Pferdes, Marzbelte)

5.4. Length of croup: from short to long

describes the same line as in 5.3., it should be as long as possible [5]. Croups, that are too short [1] have less of a leverage effect. The ideal is at [5]. In the foal, just like in the ridden horse, the entirety of all three parts: front, middle and hind quarters have to be looked at, to describe the correct length of each part.

6. Proportions:

6.1. Trunk form: from flat ribbed to cylindrical

describes the line of the ribcage from flat ribbed (which implies often a narrow back and a narrow chest [1] and [2]) to cylindrical, which lets the line of back and the lower line of the abdomen appear parallel, when seen from the side.

Attention: Well fed foals (and ridden horses) appear more cylindrical. (Note the depth of the chest!)

6.2. Trunk impression: from heavy build to light build

describes the impression of the trunk in its entirety from heavy built [1] (in combination with deep chest and/or drop form of the trunk cross-section) to elegant [5]

The ideal is an elegant horse, which has a broad enough back and broad enough chest with good muscling. Heavy build foals tend to have a deep chest, which results in a forward shifted centre of gravity.

Attention: A MOMENTARY higher/taller hind end of a foal, which happens during growth spurts, has nothing to do with a heavy front end!

6.3. Leg length: from short to long

describes the length of the legs, from the elbow to the sole. The legs should be as long as possible [5].

Attention: Does a foal look like an adult horse, because its depth of the trunk is proportionate in relation to the length of its legs, it will have short legs later on. Reason: The length of a foals legs is 95% - 98% complete in its development at birth. The depth of the trunk can grow more than twice its size from birth to adulthood.

7. Leg conformation: from small to big

describes the joints and tendons in their entire impression. The form of the joints should be defined and even, well separated from the cannon bone. The cannon bones should appear big and the tendons should be well visible [5]. In older young horses it is possible to palpate the tendons for a description, if the horse is tame enough. The angles of the joints should be as correct as possible, if seen from the side.



Attention: Very young foals (3 to 12 weeks) can have a light forward bend in their carpal joint or too soft pasterns or other irregularities. In most cases these occurrences disappear completely. That means that the description of such young foals with slight irregularities should not be lower than [3]. Categories [1] and [2] describe small, little defined joints, thin cannon bones and too long pasterns.

Careful! The pasterns of foals seem mostly a bit too long. Faults (seen from the side) at an age of 16 weeks or older should be described as [1] and [2].

8. Leg stance:

8.1. Front legs: from toe out to toe in

describes the outward turn of the pastern of the front legs in combination with a straight, vertical front of the cannon bone. Is the outward turn extreme or only occurring on one leg category [1] or [2] are used. [3] describes the straight, correct stance, [4] and [5] describe the inward turn of the front pastern. Generally speaking the inward turn of the front pastern is seen as a bigger flaw in our breed, than outward turns, since with „toe in“ stance horses are often paddling (either out of the shoulder or from the carpal joint downward)

8.2. Hind legs: from toe out to toe in

Generally speaking the same rules apply as in 8.1. [3] describes the ideal. In the hind end it is less of a problem to have a horse be „toe out“ or slightly cow-hocked. With a „toe in“ leg stance, often the hocks tip to the outside, which is often described as „turning in the hock“ in the ridden horse.

Attention: General rules for leg stance: In deeper footing, foals will turn more in the joints, than in firmer footing. It is easy to see changes in the straight line of the legs, when the foal walks beside its mother, looking at it straight from the front and the back.

Older horses can be led in walk and trot in hand, untamed young horses can be viewed running free.

9. Hoof angle: from steep to flat

describes the angle of the hoof on a level surface, it should be neither too steep [1] and [2] nor to flat [4] and [5]. The ideal is at category [3]. Low and forward sloping heels belong to the flat angle, too high almost vertical heels belong to the steep angle.

Attention: please make sure the footage is not too deep! If you still have trouble seeing the angle, it is advisable to find a firmer footage or to carefully pick up the hoof, for checking the heels.

10. Mane and tail: from little to much

describes the thickness and length of mane, forelock and a thick tail [5]. There is little scientific research about the mane and tail in foals! It seems to be consistent, that a thicker, longer and early hanging mane is heavier. A lot of forelock in addition to that can lead to the conclusion, that there will be much mane and tail on this specific foal, when it is at the age to be ridden. It is easier to determine a description in a horse, which is one year or older.



Character:**1. cooperation:** from uncooperative to cooperative

describes the ability of the foal to react according to the situation, to be attentive toward humans and to understand quickly what is asked of it [4] and [5]. It should not ignore the human (e.g. running over someone or just standing at the door, not reacting), it should not fight (in the halter) or even kick/bite [1] and [2]

Attention: one time kicking at the whip of the handler cannot be described under [3].

Generally speaking it is much easier to describe cooperation in a young horse (foal still with the mother), when the mother is removed from the track.

2. Courage: from fearful to courageous

describes the way, a young horse deals with an unknown and stressful situation. It is supposed to be interested, curious and open for new things, while relaxed and courageous toward all impressions (should not show too much flight instinct) The ideal describes a foal, which is using the whole arena courageously, when free running, already at a young age (without its mother). It is self-confident and relaxed in front of the judges while the conformation is described [5]. The foal should not run away in panic or hide behind its mother at all times.

[1] and [2] describes a foal, which is not able to move forward without the protection of its mother and which always stays behind the mother while free running with her. Overreaction like panic is a form of fear (too much flight instinct) and is additionally described in the reactions. This trait is neither accepted nor wanted in the character of our Icelandic horses.

Attention: Untamed foals appear more fearful. It is important to see if the foal shows some independence. Very young foals (3-6 weeks) have more difficulty, which is self explanatory. (at that young age it is not mandatory to separate the foals from their mothers to let them run free!) The behaviour cannot be described under [3], that would be too harsh. Are exactly those young foals courageous and independent (use of the whole arena) it needs to be seen as excellent [5].

3. Expression: from little to much

describes the expression of the foal. It is a combination of the neck carriage, the ability to carry itself (natural collection) and especially its personality (courage, cheerfulness, joy of running) and what impression these traits cause in the observer. [1] and [2] describe foals, which have no energy, are fearful or dull and cannot impress with their overall performance.

Attention: Very stressed foals can produce tense steps, which gives them much expression at first sight. These cannot be described as [4] or [5].

4. Reactions: from slow to too fast/panic

describes the time of reaction from slow or hardly any reaction of the foal to the efforts of drivers, judges or other helping personnel [1] to over reacting due to panic [5]. Untamed foals can also react in an expected manner, so they should not be excluded because of their upbringing.

The ideal reaction pattern is in the middle [3], as both extremes are not reflecting the valuable character of our breed. Under all circumstances it is very important to pay attention to a very accurate, flexible and skilful handling of foals by all involved people! (No forceful or too slow driving of foals, no screaming or uncontrolled, forceful whip engagement)



5. Joy of running: from lazy to eager

describes the natural joy of moving and running forward without fear. The foal is supposed to run forward with joy and courage, when asked shortly by the handlers [5] without having to be pushed on constantly. [1] and [2] are used for foals, which refuse to run forward or have to be encouraged to run at all times.

Attention: It is important to give the foal a minute after separating it from its mother. It needs to find its orientation and adapt to the new situation. Some need more time than others but start performing fine then. Running away in panic is not described with joy of running – neither in a foal, nor in a ridden horse.

Gaits:

1. Neck carriage: from low to high

describes the carriage of the neck out of the withers (not in front of the withers). The carriage is supposed to be high [5] but not backwards tending in combination with a downward bend back and short stepping hind quarters. The top line of the neck should be convex while the poll is loosely carried. Faults [1] and [2] describe little to no raise of the neck or backward bend carriage with a downward bend back.

2. head carriage: from stiff to supple

describes the way of the head carriage. Already in foals it is possible to see limber, loose polls, which ideally have the appearance as if the horse would present itself correctly on the bit, when ridden [5]. Forward stretched, carried too high, stiff in the poll is not desirable, since they occur often in combination with non elastic movements, stiff back or on the forehand with too little engagement of the hind quarters.

3. Length of stride: from short to long

describes the length of steps in both the front and hind legs in combination with a harmonious flow of movement. Big and wide steps are one major criteria in the judgement of gaits, since among others they are responsible for speed capacity in every gait.

4. Height of movement: from low to high

describes the natural height of the movement, especially in the front legs. The movement should be as high as possible (at least as high as the point of the shoulder) in natural harmony with the movement of the hind legs.

Attention: Especially in the width and height of the steps it is very important to see foals without their mothers, since the separation gets them more agitated, which often lets them engage their hind quarters more, which is a similar reaction as collecting a ridden horse. Often you see then, for the first time, what kind of potential for movement this foal has. The best performance have those foals, that perform in a relaxed way besides their mothers as well as by themselves and show a natural high and wide range of motion [5].

5. Speed capacity: from little to much

describes the natural ability of the foal to show speed in all gaits and to hold the speed in one or more gaits to high speed without losing beat, carriage or suppleness. Desirable are short or longer sequences, especially in Tölt and Trot without changing into canter. In canter the foal should be able to get very fast without changing into cross canter or „tribulate/vixla“.



Attention: The drivers/handlers have to be careful, since too hectic, abrupt driving of the horse can cause cross canter. (similar to the ridden horse)

6. Balance: from little to much

describes the natural ability of the horse to carry itself in all gaits with good neck carriage, far under the body reaching hind legs, lightly raised shoulder and a centre of gravitation which is in the horses' middle or slightly to the back (lowered croup) Hanging on the forehand, short steps of the hind quarters or even upward or backwards stretched hind legs are undesirable.

Little balance [1] and [2], could be seen e.g. in hanging on the forehand, no continuous use of one gait, no continuous beat or the speed in one gait, rough transitions or heavy movements. For a lot of balance [4] and [5], the horse has a good centre of gravitation, active hind quarters, a good, natural neck carriage, effortless flowing transitions, it can maintain one gait over a longer distance (long side) and seems to be light footed in its movement.

7. Walk:

7.1. Beat: from little to much

describes the beat, even in the movement in a four beat with enough suppleness and well under the body stepping hind quarters [5]. Shifting to a more lateral or diagonal movement, unevenness or short stepping should be described in [1] and [2].

8. Tölt:

8.1. Beat: from little to much

describes an even four beat with correct foot fall and phases. Clear or constant shifts toward pace, trot or canter have to be described as [1] and [2]. Short flaws often happen during free running and should not automatically be interpreted as very negative especially not in the transitions. For a [5] there should be hardly any change in the beat.

8.2. Suppleness: from little to much

describes the suppleness in the movement through the body, stepping under the body with the hind quarters with much flowing energy. Stiff (shifting to pace) or extremely tense steps are described as [1] and [2]. Much rolling can only get to [3]. „Leg movers“ can reach [4], if the little swinging back has no impact on the engagement of the hind quarters and the neck carriage with impressive Movements.

8.3. Natural tölt ability: from little to much

describes the talent to show tölt from birth on. It should be secure, clear beat in possibly different speeds – the horse prefers this gait (pleasure and sport Tölter depending on movement)

Tölt can be seen from little (not shown – often 4 Gaiters) [1] to much, shown in different speeds with always clear beat, good balance, with enough self carriage (at least average) [4] and [5].

Attention: foals often show tölt only in small parts or transitions between gaits. Therefore attention needs to be paid on the frequency and speed of tölt steps. Preferred are short sequences of tölt in high speed [4].

Attention: Young horses often show less Tölt than foals and seem to shift toward trotting more and more the older they get. It is very important to look at the Tölt in the transitions and there should always be the possibility to show those horses in Tölt in hand.



9. Trot:**9.1. Beat: from little to much**

describes an even two beat with enough suspension. Extreme four beat or constant rolling or uneven steps should be described as [1] and [2]. Secure two beat with hardly any suspension but very good speed and extension can go up to [4]. Category [5] should at least show suspension in its beginnings.

9.2. Suppleness: from little to much

describes the suppleness in consideration of the flow in the Movement and a swinging back, with good carrying and pushing hind quarters. Tense steps without speed with high tail carriage are described with [1] and [2]. A little tension with good speed and little tail engagement can reach [3]. In category [5] the typical “showing off” cannot occur any more.

The foals might need a little time to get rid of any show or impression behaviour, which is necessary to get as close as possible in describing the real ability of these horses.

10. Pace ability: from little to much

describes the acceleration, beat, tension and speed in pace, as well as a beginning of stretching forward. Especially the acceleration and short sequences of pace have to be carefully looked at, since foals seldom show longer phases of real pace. [2] and [3] describes a short sequence (excelleration), a bit too much four beat or not enough speed. [4] and [5] describe a longer phase (ca. 25m) with correct beat, speed and stretching with clearly visible pushing power.

Comment regarding the calculatory system: A [1] is automatically added and will be calculated, even if no cross has been placed in this category, if it is clearly understood (through describing the other gaits) that the foal is five gaited.

11. Canter:**11.1. Beat: from little to much**

describes a consistent three beat in the gait. Is the croup visibly jumping higher than the front quarters, even though the beat is correct, it cannot be described as a [5]. This does not represent the correct canter of an Icelandic horse. Is the canter too four-beated or lateral, it is described with [1] or [2]. In category [4] a slight occurrence of “running in the hind end” is acceptable, if there is a clear upward- and forward stretching motion visible in the trunk with good speed capacity (carrying- and pushing force)

11.2. Suppleness: from little to much

describes the suppleness in canter with well suspended hind quarters, much pushing- and carrying power. Too much tension (clear lateral phases) too much weight on the forehand or too little suspension/ much running in the front and back are described as [1] and [2]. Category [4] and [5] describe a supple upward jump with good to excellent stretching of the trunk and speed capacity.



General comments to the gaits:

Having well educated, sensitive and sensible drivers is a necessity for a successful foal and young horse event. They should prevent to cause panic in the young horses, be able to vary the speed of the gaits as well as stopping and turning the horses around, e.g. when a foal is constantly cantering. A good driver will not stop a foal, when it is in the process of speeding up! See Working Guidelines.

Important: For the sake of a natural collection (to create pressure, that imitates the ridden horse as well as possible) it is necessary to see foals, which are still nursing at least for a small amount of time separated from their mothers. (compare description for height of movement)



